

**THE USE OF VIDEO TO TEACH SPEAKING OF
DESCRIPTIVE TEXT
(An Experimental Research at the Tenth Grade of MA
Futuhiyyah 02 Mranggen Demak in the Academic Year of
2016/2017)**

THESIS

Submitted in Partial Fulfillment of the Requirement
For the Degree of Bachelor of Education
In English Language Education



Nur Kholipah
Student Number: 133411056

**EDUCATION AND TEACHER TRAINING FACULTY
UIN WALISONGO SEMARANG
2018**

THESIS STATEMENT

I am, the student with the following identity

Name : Nur Kholipah
Student Number : 133411056
Department : English Language Education

certify that this thesis under the title

**THE USE OF VIDEO TO TEACH SPEAKING OF
DESCRIPTIVE TEXT
(An Experimental Research at the Tenth Grade of MA
Futuhiyyah 02 Mranggen Demak in the Academic Year of
2016/2017)**

is definitely my own work. I am completely responsible for the content of this thesis. Other writer's opinion or findings included in the thesis are quoted or cited in accordance with ethical standards.

Semarang, November 29th 2017

The Researcher,



Nur Kholipah
NIM. 133411056



KEMENTERIAN AGAMA
UNIVERSITAS ISLAM NEGERI WALISONGO
FAKULTAS ILMU TARBIYAH DAN KEGURUAN
Jl. Prof. Dr. Hamka Kampus II Ngaliyan Telp. 7601295
Fax. 7615387 Semarang 50185

RATIFICATION

Thesis with the following identity

Title : The Use of Video to Teach Speaking of
Descriptive Text (An Experimental Research at the
Tenth Grade of MA Futuhiyyah 02 Mranggen
Demak in the Academic Year of 2016/2017)

Name of the student : Nur Kholipah
Student number : 133411056
Department : English Language Education

had been ratified by the board of examiners and can be received as one of
Education and Teacher Training Faculty of Walisongo State Islamic
University and can be received as one of any requirement for gaining the
Bachelor Degree in English Education.

Semarang, January 05th 2017

THE BOARD OF EXAMINER

Chair Person,

Secretary,


Dr. H. Ikhrom, M. Ag

NIP. 19650329 1994031 002


Lulut Widyaningrum, M. Pd

NIP. 19800803 200901 2 010

Examiner I,

Examiner II,


Daviq Rizal, M. Pd

NIP. 19771025 200701 1 005


Nadiyah Ma'mun, M. Pd

NIP. 19781103 200701 2 016

Advisor,


Siti Tarwiyah, S.S., M.Hum

NIP. 19721108 199903 2 001

ADVISOR APPROVAL

Semarang, November 29th 2017

To
The Dean of Islamic Education and Teacher Training Faculty of UIN
Walisongo

Assalamu'alaikum Wr. Wb


I inform that I have given guidance, briefing, and correction to whatever extent necessary of the following thesis

Title : The Use of Video to Teach Speaking of
Descriptive Text (An Experimental Research at
the Tenth Grade of MA Futuhiyyah 02 Mranggen
Demak in the Academic Year of 2016/2017)
Name of Student : Nur Kholipah
Student Number : 133411056
Department : English Language Education

I state that the thesis is ready to be submitted to Education and
Teacher Training Faculty of UIN Walisongo to be examine at
Munaqosah session.

Wassalamu'alaikum Wr. Wb

Advisor,


Siti Tarwiyah, S.S., M.Hum
NIP. 19721108 199903 2 001

MOTTO

*Education as a Field of Study.*¹

¹ Adrian and Robert, *Philosophy and Education*, third edition, (United State of America(USA): The Bruce Publishing Company,1973), p. 1

DEDICATION

*In the name of Allah the Beneficent and the Merciful, the thesis is
dedicated for the special one,
My lovely parents (Mr. Prayitno and Mrs. Prati)
My lovely sister and brother (Mrs. Siti muntofiah and Mr. Agus
Sulistyono) my lovely nephew (Dherby Novanda S.)
Thanks a lot for your everything given to me, cause your love, pray,
support, motivation, contribution, and sacrifice. Love, respect,
support are always for them.*

ABSTRACT

Title : **The Use of Video to Teach Speaking of Descriptive Text (An Experimental Research at the Tenth Grade of MA Futuhiyyah 02 Mranggen Demak in the Academic Year of 2016/2017)**

Writer : Nur Kholipah

NIM : 133411056

This thesis is aimed to find out the effectiveness of using video to teach speaking of descriptive text. The design of this research is an experimental study. The setting of this research is at MA Futuhiyyah 02 Mranggen Demak in the academic year of 2016/2017. The subject of this research was the tenth grade students of MA Futuhiyyah 02 Mranggen Demak. The number of the subject is 70 students from two classes, namely class XE as a control class and XF as an experimental class. The data were collected from test and documentation. In this research, be had the results of taking pre-test and post-test. The pre-test average score of experimental class was 59.2 and control class was 56. The average score of post-test for experimental class was 65.94 and control class was 56.34. The obtained t-test with $\alpha = 5\%$ dk = $35+35-2 = 68$, the result of computation obtained $t_{value} = 4.86$ and $t_{table} = 1.671$. Based on the result of computation above that $t_{value} > t_{table}$ ($4.86 > 1.671$). So the hypothesis was accepted. H_0 was rejected, H_a was accepted and there is significant difference average between experimental and control classes. Based on the finding, assumed that video was effective medium in teaching speaking of descriptive text at the tenth grade of MA Futuhiyyah 02 Mranggen Demak.

Keywords: video, students' speaking, and descriptive text.

ACKNOWLEDGMENT

All praises be to Allah Azza wa Jalla, the merciful, the compassionate, so that the thesis entitled “The Use of Video to Teach Speaking of Descriptive Text” can be completely finished as requirement for the Degree of Bachelor of Education in English Language Education.

Sholawat and salam are always revealed for a perfect man in this world, the prophet Muhammad S.A.W. The writer realizes that there many people who have already helped her in arranging this final project directly and indirectly. The writer would like to express deeper appreciation to:

1. Dr.H. Raharjo, M. Ed, St as the Dean of Tarbiyah Science and Techer Training Faculty.
2. Dr.H Ikhrom, M. Ag as the Head of English Department
3. Siti Tarwiyah, S.S., M.Hum as the advisor who already guided and advised patiently during the arrangement of this final project. Thank you so much and may Allah give the best rewards for your kindness
4. The entire lectures in English Department of Education Faculty for valuable knowledge, and guidance during conducting this study
5. My beloved family, my father and my mother, my sister and my brother. Thank you very much for everything

6. All of my friends of English Department '13, you are the best thing ever I have in UIN Walisongo Semarang and all of my friends in islamic boarding school of Daarun Najaah Tugu Jerakah Semarang. Thank you so much.

The writer realizes that this thesis is still far from perfection, so that she expects constructive suggestion and criticism from all side for the beneficence of this thesis.

Finally, the writer expects that this thesis would be useful for further study.

Semarang, November 29th 2017

The writer,

Nur Kholipah
NIM: 133411056

TABLE OF CONTENT

PAGE OF TITLE	i
THESIS STATEMENT	ii
RATIFICATION NOTE	iii
APPROVAL	iv
MOTTO	v
DEDICATION	vi
ABSTRACT	vii
ACKNOWLEDGEMENT	viii
TABLE OF CONTENT	x
LIST OF TABLE	xii
LIST OF FIGURE	xiii

CHAPTER I: INTRODUCTION

A. Background of Study	1
B. Reasons for Choosing the Topic	6
C. Research Question.....	7
D. Objective of Study	7
E. Pedagogical Significance	7

CHAPTER II: REVIEW OF RELATED LITERATURE

A. Previous Research	9
B. Literature Review	
1. General Concept of Speaking	
a. Definition of Speaking	12
b. Kinds of Speaking Activities	15
c. Kinds of Speaking Test	17
2. Descriptive Text	
a. Definition of Descriptive Text	18
b. Social Function of Descriptive Text	19
c. Generic Structure of Descriptive Text	20
d. Language Features of Descriptive Text	21
3. Video as an Audio-Visual Medium	
a. Definition of Video	23
b. The Advantages of Video	25
c. The Disadvantages of Video	26

C. Hypothesis	28
CHAPTER III: RESEARCH METHOD	
A. Research Design	29
B. Source of the Data	31
C. Research Setting	32
D. Population and Sample	34
E. Variable and Indicator	35
F. Technique of Scoring	37
G. Technique of Data Collection	41
CHAPTER IV: RESEARCH FINDING AND DISCUSSION	
A. Description of the Research.....	48
B. Data Analysis and Hypothesis	49
C. Discussion of Research Finding	61
CHAPTER V: CONCLUSION AND SUGGESTION	
A. Conclusion	64
B. Suggestion	64
C. Closing	65
REFERENCES	
APPENDICES	
CURRICULUM VITAE	

LIST OF TABLE

Table 3.1	Design of pre-test and post-test
Table 3.2	Variable and indicators
Table 3.3	Technique of scoring
Table 4.1	The list pre-test score of experimental and control classes
Table 4.2	The initial value of pre-test of experimental class
Table 4.3	The initial value of pre-test of control class
Table 4.4	The value of homogeneity test in the class XE and class XF
Table 4.5	The similarity of average result initial data between experimental and control classes
Table 4.6	Post-test score of experimental and control classes
Table 4.7	The initial value of post-test of the experimental class
Table 4.8	The initial value of post-test of the control class
Table 4.9	The value of homogeneity test in the class XE and XF
Table 4.10	The differences of average of the initial data between the experimental and control class
Table 4.11	The value of pre-test and post-test student's average of the control and experimental classes

LIST OF FIGURE

- Figure 3.1 Score of students' speaking
- Figure 3.2 The formula of chi- square
- Figure 3.3 The formula of homogeneity test
- Figure 3.4 The formula of t-test

CHAPTER I

INTRODUCTION

A. Background of Study

Speaking is very important for students because the function of speaking is to express an idea to communicate. Through speaking, the students can enlarge their point of view of their knowledge. The students can also convey or speak their ideas, opinions, imagination, and experiences into speaking and it can be explored. Speaking is a skill and needs practices. The more students practice through sharing their idea, the better speaker they become. According to Davison and Dowson in the English journal of language teaching, say that “pupils need opportunities to speak and listen in a wide variety of context and for a wide range of purpose, in order to increase their thinking ability, to develop their powers of communication and to provide examples of language in use through which to develop their explicit knowledge about speaking and listening”.¹

There are two kinds of speaking, (1) *planned* such as a lecture or wedding speech, (2) *unplanned* such as a conversation that takes place spontaneously when we bump

¹ Ervi Susanti and Zul Amri, “*Speaking Board Game to Teach Speaking of Descriptive Text*”, (State University of Padang: Journal of English Language Teaching, Vol. 1 No. 2, Maret 2013, Serie F), p. 457

into someone on the street.² Speaking is being one of the most important things in language learning. Speaking skill is important for people who learn language as foreign language, especially students. According to Jeremy Harmer there are six kinds of speaking activities that the students have to know, there are acting from a script, communication games, discussion, prepared talks, questionnaires, simulation and role play.

In addition, according to Jonathan Newton in his book *Teaching ESL/EFL Listening and Speaking*, “Four skills of listening, speaking, reading and writing that is, becoming fluent with what is already known. These four strands are called meaning-focused input, meaning-focused output, language-focused learning, and fluency development. A well planned language course has an appropriate balance of these four strands. It is through these four strands that learners achieve the learning goals of a language course, namely fluent control of the sounds, spelling, vocabulary, grammar and discourse features of the language, so that they can be used to communicate effectively. The opportunities for learning language are called strands because they can be seen as long continuous sets of learning conditions that run through the

² Jeremy Harmer, “*The Practice of English Language Teaching*”, (Pearson Education: Longman ELT, 2007), p. 343.

whole language course. Every activity in a language course fits into one of these strands.”³

Students must learn speaking skill besides reading skill, listening skill, and writing skill. Although speaking skill is very important, actually many students feel speaking is a bit boring subject to learn understand, and practice. The students will difficult to learn and practice if the learning method and the teaching media not interesting for them. In other words the students need motivation during the learning process, so the English teachers need strategies to stimulate the students.

Pasty M. Lightbown and Nina Spada states, “motivation in second language learning is a complex phenomenon. If learner needs to speak the second language in a wide range of social situations or to fulfill professional ambitions, they will perceive the communicative value of the second language and will therefore be motivated to acquire proficiency in it. If learners have favorable attitudes towards the speakers of the language, they will desire more contact with them”.⁴ So, motivation and attitudes are important factor in teaching learning process or the way to goal the aims, and

There are many kinds of teaching media that can be used to convey the lesson. Media for teaching language can be

³ Jonathan Newton, “*Teaching ESL/EFL Listening and Speaking*”, (New York: Taylor & Francis e-Library, 2008), p. 01.

⁴ Patsy M. Lightbown, and Nina Spada, “*How Language are Lernered*”, (China: Oxford University Press, 2006), p. 63.

classified into, visual media, audio media, audio-visual media. The researcher will use video as media to teach speaking of descriptive text. Scott Thornbury list instrument of skilled language performers (1) Autonomy, which applied only in certain situations (don't need assistance), (2) Automaticity, feeling fluent, the ability to mechanically the more mechanical elements of a task so as to free attention for higher level activities of performers. Other characteristics of skilled performers are speed, economy, accuracy, anticipation, and reliability.⁵

Language is the expression of thought, feeling and worldview. It is manifestation of one's perspective towards anything he encounters. The language presented by English teachers should be accurate and fluent. It is believed so because English teacher is, to same extent, acknowledged to be the model of the language. That is why language becomes the major concern of all.⁶ Many theories have been proposed for the best way to learn a second language in the classroom. Even more teaching methods and materials have been developed to implement these theories. But the only way to answer the question 'what is the best way to promote

⁵ Scott Thornbury, *How to Teach Speaking*, (Harlow, England: Longman, 2005), p. 89-90

⁶ Listyaning S, and Zulfa, S, *SPEAKING for Instructional Purpose: A Handbook*, (IKIP PGRI Semarang Press, 2007), p. 20.

language learning in classroom?⁷ As we have seen, in teaching needed media. According to Listyaning and Zulfa in *Speaking for Instructional Purposes* “ media is a means of communication to help transferring the message and give power to the material presentation so it will be understood easier and staying longer in the memory. There are mainly three major categories of media; audio, visual, and audio visual.⁸

For a generation of young people, technology, particularly the Internet, has assumed a substantial stake in their social and educational lives. As well as offers the opportunity for conceptual understanding through visualization.⁹ *You Tube* is useful in classrooms because of the advancing of technology.¹⁰ In the process of learning researcher used video from *You Tube*. The content of the video to explain the material about descriptive text for example, the description of particular thing, animal, person, or

⁷ Patsy M. Lightbown, and Nina Spada, “*How Language are Lerner*”, (China: Oxford University Press, 2006), p. 137.

⁸ Listyaning S, and Zulfa, S, “*SPEAKING for Instructional Purpose: A Handbook*”, (IKIP PGRI Semarang Press, 2007), p. 47.

⁹ Barbara Fralinger, and Russell Owens, “*You Tube as a LearningTool*”, (USA: Journal of Collage Teaching & Learning, Volume 06, number 8, 2009), p. 15.

¹⁰ Barbara Fralinger, and Russell Owens, “*You Tube as a LearningTool*”, (USA: Journal of Collage Teaching & Learning, Volume 06, number 8, 2009), p. 23.

physical appearance. *You Tube* can be very useful in the classroom in teaching learning process when used very well.

You Tube can be extremely helpful in the classroom when used properly. For example, the teacher should be the only one that can access it on the computer to use because *You Tube* can easily be used as a distraction. Also, the teacher should always view the video before presenting it to a class because anything can appear in the videos. In other word, the students can learn easier with imitating the model or content of video what they have watched. Based on the circumstance above, the researcher is going to investigate the English teaching and learning for student tenth grade. This research entitled *The Use of Video to Teach Speaking of Descriptive text at the tenth grade of MA Futuhiyyah 02 Mranggen Demak in the academic of year 2016 / 2017.*

B. Reasons for Choosing the Topic

Reasons for choosing the title “The Use of Video to Teach Speaking of Descriptive Text (An Experimental Research at the Tenth Grade of MA Futuhiyyah 02 Mranggen Demak in the Academic Year of 2016/2017)” are like the followings:

1. To help the students speaking of descriptive text well since they face difficulties in speaking a descriptive text, which contain of language features, generic structure, and social function.

2. By using video as a media in teaching speaking. Students will be motivated and feel enjoyed (not boring), because it contains of audiovisual cues.

C. Research Question

This research is to find out the answer of the research question:

How is the effectiveness of using video to teach speaking of descriptive text at the tenth grade of MA Futuhiyyah 02 Mranggen Demak in the academic year of 2016/2017?

D. Objective of Study

The objective of this study is to describe the effectiveness of using video to teach speaking of descriptive text at the tenth grade students of MA Futuhiyyah 02 Mranggen Demak in the academic year of 2016/2017.

E. Pedagogical Significance

This result of the study expected can give contributions for teachers, students, school, reader, and for researcher.

1. Teacher

The result of this research will give information for about her teaching show in the class. So that problems the teacher and students face in the teaching learning process can be minimized. The English teacher will know the result of their students' achievement in learning descriptive text using by video.

2. Students

For students, it can also be used to improve and develop their abilities in speaking. Because it will give them a lot of new experiences in order that they will be more enjoy in speaking, especially using video.

3. Readers

This research could give knowledge and the result of the study is expected to be a reference for next readers.

4. Researcher

The researcher got some knowledge and experiences in teaching learning, especially in teaching speaking of descriptive text. It hopes that the result of the investigation will be useful input for the writer to improve the knowledge about descriptive text in preparing teaching process.

CHAPTER II

REVIEW OF RELATED LITERATURE

A. Previous Research

The first research is the thesis entitled “The Effectiveness of Budding Translator Using Animated Movie to Teach Speaking in Narrative Text” (An Experimental Research at the Tenth Grade Student of SMA N 1 Prembun in the Academic Year of 2014/2015) written by Murtiningsih. This study is about the effectiveness of budding translators using animated movie to teach speaking skill in narrative text. She tried to find out whether the effectiveness of budding translator using animated movie to improving students’ speaking of narrative text or not. She found that the using animated movie can improve the students’ ability in writing especially in writing narrative text.¹¹

Based on this research, the advantages of using animated movie in the teaching speaking of narrative text is it helped students to express their ideas not only based on their imagination but also reality. The use of animated movie was actually meant to help them in catching and expressing their ideas easily. The disadvantages of this research, it spent a lot of time to prepare the equipment’s like computer, LCD

¹¹ Murtiningsih, “*The Effectiveness of Budding Translator Using Animated Movie to Teach Speaking in Narrative Text*”, (Walisongo State Islamic University Semarang, 2015), abstract page.

projector, and it was not easy to find the good film that related with the function of narrative text.

In selecting animated movie, teacher had to consider movie duration and time for speaking activity. The instrument of the research, researcher used table observation scheme, and questionnaire analysis researcher used multiple choice questionnaire. The instrument of the study “The Use of Video to Teach Speaking of Descriptive Text” used t-test to assess the speaking ability. The design in this research use quantitative approach to analyze the data, were the variable (x) and (y) is the subject of research, and in this study the design used one subject (x) as a variable of this research.

The second research is the thesis entitled “Using Audio-Video media to Improve Speaking Skill of Grade X Vocational Students of SMK PI Ambarukmo 1 Sleman in the Academic Year of 2013/2014” written by Muhammad Imam Mursyidto. He tried to find out whether the effectiveness of using video to improve speaking skill or not. He found that the using video can improve students’ speaking skill. In other word, this technique can develop students’ abilities of speaking skill by enabling them to pronunciation, comprehension, fluency, vocabulary, and grammar as well as the students’ confidence and participation.¹²

¹² Muhammad Imam Mursyidto, “*Using Audio-Video media to Improve Speaking Skill*”, (Yogyakarta State University), 2014, abstract page.

The advantages of using audio video media, students are able to view a recital over and over again for emulation without any risk for example view directly phenomena of eclipse of the sun, and other or they can observe video on their own show or feedback and improvement. The students do not just hear language but they can also see it. Video also give students a chance to see such as what kinds of food people eat and students can use video cameras to create something memorable and enjoyable. The disadvantages of using audio video media it spent a lot of time to prepare the equipment's like computer, and LCD projector, because so many audio video media learning, the criteria in selecting it should give motivation, and built students' interest in learning and the content should make sure that the video are suitable with the fractional goal and cultural for the students.

Research design in this research is used think pair share technique to improve the speaking skill. The researcher used classroom action research. The technique which used collect the data was observation, interview, and test, and the instruments are observation sheet, interview guidelines, and test of speaking. The data analysis used five steps (assembling, coding, comparing, and building understanding, and reporting outcomes). In the data analysis of this study used video to teach speaking of descriptive text, here used

grammar, vocabulary, mechanics relevance, and fluency to score of the test.

All the researches focus is speaking skill. They also include showing the audio-visual media before speaking as main theme in the activity. Both researches also emphasized on general ideas before speaking. Talking about the differences, this study differs from both researches. The first researcher used animated movie before speaking. In this study, the researcher used animated movie as supporting of budding translate activity. For the second one, the researcher used audio-video media. Other differences are they hold the research with the different participant and setting. Murtiningsih hold the research in the tenth grade of SMA N 1 Prembun in academic year of 2014/2015 and Muhammad Imam Mursyidto in the tenth grade of SMK PI Ambarukmo 1 Sleman in academic year of 2013/2014.

B. Literature Review

1. General Concept of Speaking

a. Definition of Speaking

The more students practice their idea or opinions through speaking way. In environment of school, the purposes of learning speaking to make a good social relations with teacher or friends. Here to give any instructions and to get things done. Speaking is a skill that needs practices. According to Scott

Thornbury in his book entitled *How to Teach Speaking* “Speaking is a skill, and such as needs to be developed and practiced independently of the grammar curriculum. Speaking is so much a part of daily life that it for granted. For a start, speaking is interactive and requires the ability to cooperate in the management of speaking turns”.¹³

Speaking as a productive skill to put ideas or opinions about something into words. It means that the students don’t only keep silent related to the material or teacher, but also should actively speaking to the teacher explanations. Here the teacher guided the students in order they can active in speaking skill. Communication in foreign language must have continuity in communicating.

Listyaning and Zulfa state that “speaking has gained primacy of status in language teaching and learning. It is a language productive skill which requires direct response, spontaneity, and automatically, as the urgency of immediate response is there. There are particular natures of spoken form of language transient, oral channel, and silent.”¹⁴

¹³ Scott Thornbury, *How to Teach Speaking*, (Harlow, England: Longman, 2005). p.1

¹⁴ Listyaning S, and Zulfa, S, “*SPEAKING for Instructional Purpose: A Handbook*”, (IKIP PGRI Semarang Press, 2007), p. 9.

Transient means when a word is produced, there is an ongoing context of place and moment surrounding it. The coordination between the speech and context carry on meaning which makes it cannot be reduplicated. The word and context the “here” and “now” specifies particular meaning. The word “stop” would carry a meaning of asking somebody or something to stop moving if there are such moving things. But, if there is not anything moving, the word would remain meaningless.

The production of language is carried out through *oral channel*. It is presented by the hand in hand work of vocal cords, tongue, and lips. This spoken language is then received by ears as audio message. This audio message is perceived by the brain so that meaning can be construed. *Silent* aspect suggests a meaning that spoken material is spontaneous and face to face discourse. It can be noticed and relevant to the discourse surrounding the topic. That’s why it is dynamic and context dependent. According to Bygate in *Speaking for Instructional Purpose: A Handbook*, in Speaking requires both knowledge and skill. It demands not only knowing how to assemble phrases or sentences with particular formula, but also how to produce and

adapt them in the “here” and “now” situation. This means making decision rapidly, implementing them smoothly and adjusting speech as unexpected problems might appear.¹⁵ Nevertheless, according to Bailey and savage “speaking in second or foreign language has often been viewed as the most demanding of the four skill.”¹⁶

b. Kinds of Speaking Activities

Speaking is one of the important skills to improve students’ ability in learning English language besides reading, listening, and writing skill. Before speaking, students have to know steps of speaking. According to Jeremy Harmer in his book entitled *The Practice of English Language Teaching*, there are six kinds of speaking activities:

1. Acting from a script

The students can act out scenes from plays and/ or their course book, sometimes filming the results. Students will often act out dialogues they have written themselves.

¹⁵ Listyaning S, and Zulfa, S, “*SPEAKING for Instructional Purpose: A Handbook*”, (IKIP PGRI Semarang Press, 2007), p. 9-10.

¹⁶ Marianne Celce-Murcia, “*Teaching English as a second or foreign Language*”, (United State of America, 2001), p. 103.

2. Communication Games

There are many communication games, all of which aim to get students talking as quickly and fluently as possible. The particular categories are information games (e.g. describe, arrange and draw puzzle), television and radio games.

3. Discussion

Discussions range from highly formal, whole group stages event to informal small group interactions. Such as buzz groups, instant comment, formal debates, unplanned discussion, reaching a consensus.

4. Prepared Talks

Here, students make a presentation on a topic of their own choice. Such talks are not designed for informal spontaneous conversation, because they are prepared, they are more “writing like” than this. However if possible students should speak from notes rather than from a script.

5. Questionnaires

Questionnaires are useful because, by being pre planned, they ensure that both questioner and respondent have something to say to each other.

6. Simulation and Role-Play

Simulation and role play can be used to encourage general oral fluency or to train students for specific situation, especially where they are studying English for specific purposes (ESP).¹⁷

c. Kinds of Speaking Test

Sally Burgess and Katie Head states “typically a speaking exam consists of a series of short tasks. Each task is designed to demonstrate a different function of the spoken language. Four different task types are common to most speaking exams. There are: interview, presentation, negotiation, and discussion task.”

Interview tasks, nearly all exams begin with an interview or question and answer’ task, which serves the dual purpose of settling the candidates and testing their ability to provide general personal information. They answer questions about everyday topics such as themselves, home and family, hobbies and interest, reasons for study, future plans etc.

Presentation tasks, a presentation task is one in which a candidate has to speak at length, usually for between one and three minutes, on a prescribed

¹⁷ Jeremy Harmer, “*The Practice of English Language Teaching*”, (Pearson Education: Longman ELT, 2007), p. 348-353.

topic. Examples of this type of task include delivering a prepared talk from notes, describing one or more pictures to another person, and giving instructions.¹⁸

Negotiation tasks, a negotiation task is one in which candidates discuss given situation in order to reach a decision. They may be required to make suggestions, discuss alternatives, find differences, put items in order, or speculate about a situation. *Discussion tasks*, discussion tasks tend to form the final phase of a speaking exam, and to provide an opportunity for the interlocutor to intervene directly. The discussion topic is likely to link thematically with the earlier activities.¹⁹ Here, the purpose of the test is to know how far of students' achievement in learning.

2. Descriptive Text

a. Definition of Descriptive Text

Descriptive Text is a kind of text with a purpose to give information. The context of this kind of text is the description of particular thing, animal, person, or others, for instance: our pets or a person we know well. It differs from Report which describes

¹⁸ Sally Burgess, and Katie Head, “*How to Teach for Exams*”, (Pearson Education: Longman, 2007), p. 100.

¹⁹ Sally Burgess, and Katie Head, “*How to Teach for Exams*”, (Pearson Education: Longman, 2007), p. 103.

things, animals, persons, or others in general.²⁰ In other hand, according to Lailatul Husna, Zainil, and Yenni Rozimela in *Journal English Language Teaching (ELT)* state that “descriptive text is the text that describes something in order the readers or listeners are able to get the same sense as what the writer experienced with his/her six senses: looks, smells, feels, acts, tastes, and sounds. It helps another to understand your experience.”²¹

b. Social Function of Descriptive Text

The social function of descriptive text is to describe a particular person, place, or thing.²² In which has the specific function to describe about an object (living or non-living things) and it has the aim that is giving description of the object to the reader clearly.²³

²⁰ M Mursyid PW, “*The Learning of Descriptive Text*”, (Karangdadap: Handout SMPN 1), p. 04.

²¹ Lailatul Husna, at. al, “*An Analysis of Students’ Writing Skill in Descriptive Text at Grade XI IPA 1 of MAN 2 Padang*”, (Padang: Volume 1 nomor 2, Juli, UNP, 2013), p. 05.

²² M Mursyid PW, “*The Learning of Descriptive Text*”, (Karangdadap: Handout SMPN 1), p. 04.

²³ Tiur Asih Siburian, “*Improving Students’ Achievement on Writing Descriptive Text Through Think Pair Share*”, (The International Journal of Language Learning and Applied Linguistics World(IJLLALW), Volume 3(3), Faculty of Language and Arts Universitas Negeri Medan, 2013), p. 35

c. **Generic Structure of Descriptive Text**

The generic structure of descriptive text consists of Identification and Description.

1. Identification

Identification is a part of text where the students could identify the phenomenon.

2. Description is the part where the students are able to describe parts, qualities and characteristics.²⁴

Example of generic structure (form identification and description of descriptive text):

My Beloved Mother

(Identification)

Every person certainly has a mother. It is because people are born from her. The existence of her among us is definitely important. That is why I love her so much. I owe great debt to what she has been doing to me until right now. And here is my mother.

(Description)

My mother's name is Khodijah. She was born 49 years ago. She is short, but not too short. She is little fat and she is old. She has got short white straight hair. She has got brown skin. She is beautiful.

²⁴ Lailatul Husna, at. al, “*An Analysis of Students’ Writing Skill in Descriptive Text at Grade XI IPA 1 of MAN 2 Padang*”, (Padang: Volume 1 nomor 2, Juli, UNP, 2013), p. 02.

Her hands is so soft, the hands that have taught me to be kind person. She never stops to support me. She always tells me to not give up so easily. She always gives me some fine solutions when I have some problems. The importance of her is never denied. That is why I never reject her willing.

<http://www.belajarbahasainggris.us/2016/07/descripti-ve-text-penjelasan-contoh.html>

d. Language Features of Descriptive Text

Descriptive text often uses 'be' and 'have'. Tense which is often used is Simple Present Tense. However, sometimes it uses Past tense if the thing to be described doesn't exist anymore. Significant Grammatical Features:

1. Focus on specific participants
(My English teacher, Nadine's cat, my favorite place)
2. Use of Simple Present Tense
Use of simple past tense if extinct.
3. Verbs of being and having
(My mum is really cool, she has long black hair)
4. Use of descriptive adjectives
(Strong legs, white fangs)
5. Use of detailed Noun Phrase to give information about the subject.

(A very beautiful scenery, a sweet young lady,
very thick fur)

6. Use of action verbs 'Material Processes'
(It eats grass, It runs fast)
7. Use of adverbials to give additional information
about behavior.
(Fast, at tree house)
8. Use of Figurative language
(John is as white as chalk).²⁵

In general, descriptive text is a kind of text which says what a person or a thing is like. Descriptive text can be from the physical appearance, the smell, the sound/voice or the texture of something or someone.²⁶ Description talks about parts, qualities and characteristic. Meanwhile description gives clear pictures about the parts, qualities and characteristic of the person, place or thing.²⁷

²⁵ M Mursyid PW, *The Learning of Descriptive Text*, (Karangdadap: Handout SMPN 1), p. 4-5

²⁶ Ervi Susanti and Zul Amri, “*SpeakingBoard Game to Teach Speaking of Descriptive Text*”, (State University of Padang: Journal of English Language Teaching, Vol. 1 No. 2, Maret 2013, Serie F), p. 463.

²⁷ Ervi Susanti and Zul Amri, “*Speaking Board Game to Teach Speaking of Descriptive Text*”, (State University of Padang: Journal of English Language Teaching, Vol. 1 No. 2, Maret 2013, Serie F), p. 463

3. Video as an Audio-Visual medium

a. Definition of Video

According to D. Zhang at al. in the journal *Science Direct information and management 43* states “Video allows students to view actual object and realistic scenes, to see sequences in motion, and to listen to narration.”²⁸ Richards and Renandya in the thesis M. Imam Mursyidto states, “a video is an extremely dense medium, one which incorporates a wide variety of visual elements and a great range of audio experiences in addition to spoken language. The teacher is there to choose appropriate sequences, prepare the students for the viewing experience, focus to students’ attention to the content, play and replay the video as needed, design or select the tasks, and follow up with suitable post viewing activities”.²⁹

According to Wright in the journal of English language teaching, many media and many styles of visual presentation are useful to the language learner.

²⁸ Dongsong Zhang and Lina Zhou, “*Instructional video in e-learning: Assessing the impact of interactive video on learning effectiveness*”, (ELSEVIER USA: journal information and management 43, available online at www.sciencedirect.com, 2006), p. 17.

²⁹ Muhammad Imam Mursyidto, “*Using Audio-Video Media to Improve Speaking Skill of Grade X vocational Students of SMK PIA Ambarrukmo I Sleman*”, Skripsi (Yogyakarta State University, 2014), p. 20-21.

That is to say, all of audio-visual medium have positive contributions to language learning as long as they are used at the right time, in the right place. In language learning and teaching process, learner use his eyes as well as his ears; but his eyes are basic in learning. River claims that it clearly contributes to the understanding of another culture by providing vicarious contact with speakers of the language, through both audio and visual means.³⁰

Video gives the students practice in concluding attitudes. The rhythmic hand and arm movements, head nods, head gestures are related to the structure of the message. Moreover, the students have a general idea of the culture of the target language. It may be enjoyable for the learners to have something different for language learning apart from the course books and cassettes for listening.³¹

In the activities, the teacher is a participant because he participates in the activities while teaching

³⁰ Ismail, “*The Use of Video as an Audio-Visual Material in Foreign Language Teaching Classroom*”, (The Turkish Online Journal of Educational Technology – TOJET October 2006 ISSN: 1303-6521 volume 5 Issue 4 Article 9), p. 67

³¹ Ismail, “*The Use of Video as an Audio-Visual Material in Foreign Language Teaching Classroom*”, (The Turkish Online Journal of Educational Technology – TOJET October 2006 ISSN: 1303-6521 volume 5 Issue 4 Article 9), p. 68

a foreign language through video. He knows the materials and all the details about them, which help the learner, feel comfort and facilitate learning. Considering these factors in mind, the teacher should prepare to promote active viewing and facilitate successful language learning. This requires being familiar with the video materials before they are used in class. The teacher should develop a plan for each video unit and encourage active viewing. To aid comprehension, he should prepare viewing guides which are easy and related to the language level of the students.³²

b. The Advantages of Video

According to Ismail in his journal entitled *The Use of Video as an Audio-Visual Material in Foreign Language Teaching Classroom* “A great advantage of video is that it provides authentic language input. Movies and TV programs are made for native speakers, so in that sense video provides authentic language input. That is to say, it is obvious that the practical implications of video in the classroom in any classroom environment it can easily be used; teacher

³² Ismail, “*The Use of Video as an Audio-Visual Material in Foreign Language Teaching Classroom*”, (The Turkish Online Journal of Educational Technology – TOJET October 2006 ISSN: 1303-6521 volume 5 Issue 4 Article 9), p. 68.

can step in the process whenever he wishes; he can stop, start and rewind to repeat it for several times where necessary. Besides the learner can concentrate on the language in detail and interpret what has been said, repeat it, predict the reply and so on. The learner can also concentrate in detail on visual clues to meaning such as facial expression, dress, gesture, posture and on details of the environment. Even without hearing the language spoken clues to meaning can be picked up from the vision alone. Using visual clues to meaning in order to enhance learning is an important part of video methodology”.³³ Here the students can concentrate by the program and can learn from innate speakers.

c. The Disadvantages Using Video

Ismail state that “The disadvantages of video should also be taken into account. The main disadvantages are cost, inconvenience, maintenance and some cases, fear of technology. Additionally, the sound and vision, quality of the copies or home-produced materials may not be ideal. Another important issue in this case is that the teacher should

³³ Ismail, “*The Use of Video as an Audio-Visual Material in Foreign Language Teaching Classroom*”, (The Turkish Online Journal of Educational Technology – TOJET October 2006 ISSN: 1303-6521 volume 5 Issue 4 Article 9), p. 68.

be well-trained on using and exploiting the video. Otherwise, it becomes boring and purposeless for students.”³⁴

According to Sanjaya Mishra & Ramesh in the book *Interactive Multimedia in Education and Training*, “Video (motion or sequences of still graphics) can be used to show action and processes and to illustrate events that users cannot see directly or clearly in real time”³⁵. Recently, video is very suitable and interesting technique to teach in order to make the students enjoy and not be bored in learning English. it is not always easy to use the video to teach material in the classroom. There is also some problem in using video in the teaching. Problem of using video media it is spent a lot of time to prepare the tools like computer, and LCD projector, because many video in teaching learning process, so the criteria in selecting it should make sure that the video are suitable with the learning aims of the material.

³⁴ Ismail, “*The Use of Video as an Audio-Visual Material in Foreign Language Teaching Classroom*”, (The Turkish Online Journal of Educational Technology – TOJET October 2006 ISSN: 1303-6521 volume 5 Issue 4 Article 9), p. 68.

³⁵ Sanjaya, Mishra, and Ramesh “*Interactive Multimedia in Education and Training*”, (Indira Gandhi National Open University, India: Idea Group Publishing, 2005),p. 5

C. Hypothesis

Hypothesis is “a temporary answer of research question, where the research question finding in question form”.³⁶ In this research, the hypothesis can be stated as follow:

Ha: There is a significant difference in speaking test achieved by the students taught using video and those taught without video to the tenth grade students of MA Futuhiyyah 02 Mranggen Demak in the academic year of 2016/2017.

Ho: There is no a significant difference in speaking test achieved by the students taught using video and those taught without video to the tenth grade students of MA Futuhiyyah 02 Mranggen Demak in the academic year of 2016/2017.

³⁶ Sugiyono, “*Metode Penelitian Pendidikan (Pendekatan Kuantitatif, Kualitatif dan R&D)*”, (Bandung: Alfabeta, 2011), p. 94.

CHAPTER III

RESEARCH METHODOLOGY

This chapter discussed about research design, source of the data, research setting, population and sample, technique of sampling, variable, indicators, scoring technique, and technique of data analysis.

A. Research Design

This research was conducted to investigate the effectiveness of using video to teach speaking of descriptive text. To achieve the objective, the researcher use quantitative approach. It means that this research relies heavily on statistical results represented with number. Here, researcher used experimental research, “Experiment is design to collect the data in such a way that threats to the reliability and validity of the research are ministered.”³⁷

The design of this research was pre-test and post-test group design. The design of the experimental, adopted from Sugiyono.³⁸

³⁷ David Nunan, “*Research Method in Language Learning*”, (Cambridge: Cambridge University Press, 1992), p. 47.

³⁸ Sugiyono, “*Metode Penelitian Kuantitatif Kualitatif dan R&D*”, (Bandung: Alfabeta, 2011), P. 76.

Table: 3.1
Design of Pre-test and Post-test

R (Experiment)	O ₁	X	O ₂
R (Control)	O ₃	-	O ₄

Where:

O₁ = Pre-test for experimental group

O₂ = Post-test for experimental group

O₃ = Pre-test for control group

O₄ = Post-test for control group

X = Treatment by using video

From the design above, subject of the research were grouped into an experimental group and a control group in the first column. Then, the quality of subject was first checked by pre-test in the second column. Next, the experimental treatment (taught by using video) was applied to the experimental group, while the control group was taught without video. The test was held in the form of composition and the result of post-test was then computed statistically.

B. Source of the Data

This part was discussed technique of source the data. There are technique of source the data that used in this research namely test and documentation. The detail explanations of the two sources of the data are as follows:

1. Test

According to Suharsimi Arikunto in the book *Prosedur Penelitian: Suatu Pendekatan Praktik*, “test is measuring the presence or absence and the amount of the object under study ability”.³⁹ Based on the definition above, test in this thesis is undertaken to measure the students’ achievement on speaking.

This research is experimental study, the researcher used pre-test and post-test. Pre-test was given by students before treatment to get information about student’s ability on speaking before giving treatment. Post-test was given by students after the treatment to know students’ improvement after giving the treatment. Pre-test and post-test were given by experimental and control class.

2. Documentation

According to Suharsimi Arikunto in the book *Prosedur Penelitian: Suatu Pendekatan Praktik*, “documentation is finding out of data about things or

³⁹ Suharsimi Arikunto, “*Prosedur Penelitian Suatu Pendekatan Praktik*”, (Jakarta: PT Rineka Cipta, 2010), p.266.

variables such as notes, transcripts, books, minutes of meeting, agenda, and soon”.⁴⁰ It is to help researcher in doing the experiment.

Source of data are subjects from whom the data is taken.⁴¹ Researcher use procedure in order to get the data. Researcher taught two groups of students. The first group was an experimental group and the second was a control group. The first group (experimental) was a group which was given treatment by using video, and the second group (control) was given conventional learning method.

The first of the research, both of two groups were given a pre-test to know the students’ initial capacity before getting treatments. At the end of the research, both two groups were given post-test.

C. Research Setting

1. Subject and Place of the Research

This study was conducted in MA Futuhiyyah 02 Mranggen located at Jl. Suburan Tengah Kecamatan Mranggen Demak 59567. The subject of this study was the tenth grade students of MA Futuhiyyah 02 Mranggen

⁴⁰ Suharsimi Arikunto, “*Prosedur Penelitian Suatu Pendekatan Praktik*”, (Jakarta: PT Rineka Cipta, 2010), p.274.

⁴¹ Suharsimi Arikunto, “*Prosedur Penelitian Suatu Pendekatan Praktik*”, (Jakarta: PT Rineka Cipta, 2010), p.172.

in the academic year of 2016/2017. This study conducted in the second semester.

2. Time of the Research

This study was conducted from April 03th 2017 to April 30th 2017 on the second semester in the academic year of 2016/2017, counted since the proposal was submitted until the end of the research.

3. Procedures of the Research

In collecting data, there were some procedures of the research, those steps are:

a. Administering a pre-test

The test administered before the treatment section. The students in both of class (control and experimental class) ask to practice orally of descriptive text based on their own language.

b. Giving Treatment

It was given in two formations, are using video in experimental class and without video in control class.

c. Administering a post-test

After given treatment in both of class, the researcher gave the post-test to measure the students' achievement in speaking of descriptive text. From this test, the data obtained in form students' test score.

D. Population and Sample

1. Population

Population is a set of all elements possessing one or more attributes of interest.⁴² The population of this research was 220 students of the tenth grade students of MA Futuhiyyah 02 Mranggen Demak in the academic year of 2016/2017 that have been divided into six classes, class X-A until X-F.

2. Sample

Sample is a part that can represent all the population observed. It is called sample research when we want to generalize the sample research result.⁴³ The researcher selected two classes they were from X-E and X-F of students from population as sample in this study. The process of selection would be discussed in the sampling technique.

3. Sampling Technique

The researcher used cluster random sampling toward class of sample. Cluster random is also technique to choose sample by random each class (population) and its is based lottery. In this school, the students of the tenth grade are divided into six classes. Therefore, the total

⁴² Suharsimi Arikunto, "*Prosedur Penelitian Suatu Pendekatan Praktik*", (Jakarta: PT Rineka Cipta, 2010), p.173.

⁴³ Suharsimi Arikunto, "*Prosedur Penelitian Suatu Pendekatan Praktik*", (Jakarta: PT Rineka Cipta, 2010), p.174.

number of the population is 220 students. They were experimental class and control class as the participants of this study. The researcher took two classes, X-E and X-F as the sample. The two classes have been given the same material but with different way. Experimental class has been taught by using video and control class has been taught using conventional learning method.

E. Variable and Indicator

That all experiments have one fundamental idea behind them, to test the effect of one or more independent variable on a dependent variable.⁴⁴

This research, that used video as media in the teaching speaking of descriptive text, had two variables, those variables were:

1. The Independent variable is a variable that influences or causes of change or emergence of the dependent variable. The independent variable in this research was the use of video to teach speaking of descriptive text.
2. The Dependent variable is variable that is affected resulting, because of the existence of the independent variable. The dependent variable in this research was the students' speaking ability of descriptive text.

⁴⁴ Suharsimi Arikunto, "*Prosedur Penelitian Suatu Pendekatan Praktik*", (Jakarta: PT Rineka Cipta, 2010), p.162.

Table : 3.2
Variable and Indicators

Variable	Indicator
Independent Variable (Using video)	<ul style="list-style-type: none"> a. Students watch the video on the screen of LCD projector from the teacher. b. Students follow the teacher's instruction to comprehend seriously in the speaking of video learning. c. Students write the sentences of example descriptive text (example describing animal or people) on video learning d. Students tell the description based on their note. e. Students practice (orally) in the end activities of descriptive text video.
Dependent Variable (Students' speaking ability of descriptive text)	
Sub. Variable	Indicator
<ul style="list-style-type: none"> 1. Students' Ability in understanding descriptive text. 2. Students' ability in the speaking of descriptive text. 	<ul style="list-style-type: none"> 1. Explaining the social function of descriptive text. 2. Explaining the generic structure of descriptive text. 3. Explaining the language features of descriptive text. 1. Composing a descriptive text. 2. Produce and practice descriptive text orally.

F. Technique of Scoring

According to Glenn Fulcher and Fred on the book *Language Testing and Assessment*, “Scoring is concerned with the how much or how good of language testing”.⁴⁵ The researcher used analytic scale which categories by some categories. O’Malley and Pierce state that analytic scale separates the features of a composition into components that are each scored separately.⁴⁶ The items are:

1. Pronunciation

According to Patsy M. Lightbown, and Nina Spada in the book *How Language Learned* “Pronunciation is a central component in language teaching during the audio lingual era”.⁴⁷ Why in which language or word is pronounced.⁴⁸

2. Vocabulary

Stahl says that “vocabulary is the knowledge of words and word meanings and also puts vocabulary knowledge

⁴⁵ Fulcher, Glenn, and Fred Davidson, “*Language Testing and Assessment*”, (Simultaneously Published in the USA and Canada, 2007), P. 91

⁴⁶ J. Michael O’Malley and Lorraine Valdez Pierce, “*Authentic Assessment for English Language Learners*”, (London: Longman, 1996), p. 144.

⁴⁷ Patsy M. Lightbown, and Nina Spada, “*How Language are Lernered*”, (China: Oxford University Press, 2006), p. 104.

⁴⁸ Handy Lerner’s, “*Longman Dictionary of American English*”, (China: Pearson Education Limited, 2000), p. 330.

as the knowledge of a word not only implies a definition, but also implies how that word fits into the context”.⁴⁹

3. Grammar

According to Lailatul Husna, Zainil, and Yenni Rozimela in the journal *An Analysis of Students' Writing Skill in Descriptive Text* “There were only few mistakes found in grammar component. It might be caused by the frequent occurrence of simple present in descriptive text”.⁵⁰

4. Fluency

Fluency refers to the sentences that flow easily and not too hard to understand by readers. If the speaker uses strange vocabulary, the readers will confuse what the purpose of speaking.

5. Comprehension

Comprehension refers to the following what is said can be understand without difficulty, and everything normal to understand and comprehend.

⁴⁹ Lailatul Husna, et. al, “*An Analysis of Students' Writing Skill in Descriptive Text at Grade XI IPA 1 of Man 2 Padang*”, (Padang: Journal English Language Teaching, Volume 1 nomer 2, Juli, 2013), p. 08.

⁵⁰ Lailatul Husna, et. al, “*An Analysis of Students' Writing Skill in Descriptive Text at Grade XI IPA 1 of Man 2 Padang*”, (Padang: Journal English Language Teaching, Volume 1 nomer 2, Juli, 2013), p. 08.

Table: 3.3
Technique of Scoring

Categorized	Score	Description
Pronunciation	5 4 3 2 1	<ul style="list-style-type: none"> • Have few traces of foreign accent. • Always intelligible, though one is conscious of a definite accent. • Pronunciation problem necessitate concentrated listening and occasionally lead to misunderstanding. • Very hard to understand because of pronunciation problems, must frequently be asked to repeat. • Pronunciation problems so severe as to make speech virtually unintelligible.
Vocabulary	5 4 3 2 1	<ul style="list-style-type: none"> • Use of vocabulary and idiom is virtually that of a native speaker. • Sometimes use inappropriate terms and or must rephrase the idea because of lexical inadequate. • Frequently uses the wrong words, conversation somewhat limited because inadequate vocabulary. • Miss use of word and very limited vocabulary make comprehension quite difficult. • Vocabulary limitations so extreme as to make conversation virtually impossible.
Grammar/ Structure	5 4 3 2 1	<ul style="list-style-type: none"> • Makes few noticeable errors of grammar and word order. • Occasionally makes grammatical and/ or word order error which do not, however obscure the

		<p>meaning.</p> <ul style="list-style-type: none"> • Makes frequent errors of grammar and word order which occasionally obscure meaning. • Grammar and word order errors make comprehension difficult. Must often rephrase sentences and or restrict him to basic patterns. • Errors in grammar and word order so, severe as to make speech virtually unintelligible.
Fluency	5 4 3 2 1	<ul style="list-style-type: none"> • Speed as fluent and effortless as that of a native speaker. • Speed of the speech seems to be slightly affected by language problem. • Speed and fluency are rather strongly affected by language problems. • Usually hesitant, often forced into silent by language limitations. • Speech is as halting and fragmentary as to make conversation.
Comprehension	5 4 3 2 1	<ul style="list-style-type: none"> • Appears to understand everything without difficulty. • Understand nearly everything at normal speed, although occasionally repetition may be necessary. • Understand most of what is said at slower than normal speed with repetition. • Has great difficulty following what is said. • Can't be said to understand even

		simple conversation virtually impossible.
--	--	---

Figure: 3.1

Score of Students' Speaking

Score of each student = *total items score x 4 = value*

$5+5+5+5+5 = 25$ $25 \times 4 = 100(\text{total score})$
--

G. Technique of Data Collection

After conducting the test, data analysis is carrying out to find out the data normality and homogeneity of sample. It was meant to check if the research result met the requirement of good research or not. Data analysis have three steps, there are:

1. Pre-requisite Test (pre-test)
 - a. Normality Test

The first step that had to be done before doing the research was to test the data normality, it was aimed to know whether the data came from normal distribution or not. The researcher used Chi-Square. The formula, as follow:

- 1) Determine the range (R), the largest data reduces the smallest.
- 2) Determine the many class intervals (K) with formula: $K = 1 + (3.3) \text{ Log } n$.

3) Determine the length of class, using the formula:

$$P = \frac{\text{range}}{\text{number of class}}$$

4) Make a frequency distribution table x_i

5) Determines the class boundaries (bc) of each class interval.

6) Calculating the average $X_i (x)$, with the formula:

$$x = \frac{\sum x_i}{n}$$

7) Calculate variants, with the formula:

$$S = \frac{\sum (x_i - x)^2}{n-1}$$

8) Calculate the value of Z, with the formula: $Z =$

$$\frac{x - x}{s}$$

Z: limit class

X: average

S: standard deviation

9) Define the wide area of each interval

10) Calculate the frequency expository (E_i), with the formula: $E_i = n \times$ wide area with the n number of sample.

11) Make a list of frequency of observation (O_i), with the frequency expository as follows:

Class	Bc	Z	P	L	E_i	O_i	$\frac{O_i - E_i}{E_i}$

12) Calculate the Chi-Square, with the formula:

Figure: 3.2

The Formula of Chi Square

$$X^2 = \sum_{i=1}^k \frac{(O_i - E_i)^2}{E_i}$$

Which:

X^2 : chi square.

O_i : frequency from sample.

E_i : frequency which hoped from sample.

K : number of class interval

- 13) Determine $dk = k-1$ and $\alpha = 5\%$
- 14) Determining the value of X^2_{table}
- 15) Determining the distribution normality with test criteria:

If $X^2_{count} > X^2_{table}$ so the data is not normal distribution and the other way if the $X^2_{count} < X^2_{table}$ so the data is normal distribution.⁵¹

b. Homogeneity Test

To get the assumption that the sample of research came from same conditions or homogeneous, the researcher used the formula as follows:

- 1) Calculate variants both class (experimental and control class), with the formula:

⁵¹ Sudjana, "Metode Statistika", (Bandung: Tarsito, 2001), 6th p. 272.

Figure: 3.3

The Formula of Homogeneity Test

$$F = \frac{\text{biggest variance}}{\text{smallest variance}}$$

2) Determine $F = \frac{v b}{v k}$

Where:

Vb: bigger variant

Vk: smaller variant

Determine $dk = (n_2 - 1) : (n_2 - 1)$

3) Determine F_{table} with $\alpha = 5\%$

4) Determining the distribution homogeneity with test criteria:

If $F_{\text{count}} > F_{\text{table}}$ so the data is not homogeneous and the other way if the $F_{\text{count}} < F_{\text{table}}$ so the data is homogeneous.⁵²

c. The Average test (hypothesis test)

Firstly, the test was done in both groups, experimental and control group. Secondly, the result of the test was scored by using analytic scale. Thirdly, the means score of two groups were determined. Finally the two means were compared by applying T-test formula. T-test was used to differentiate if the

⁵² Sugiyono, "*Statistika untuk Penelitian*", (Bandung: Alfabeta, 2010), p. 140.

students' result of speaking descriptive text by using video and without video was significant or not. The formula is:

Figure: 3.4

The formula of T-Test

$$t = \frac{\bar{x}_1 - \bar{x}_2}{s \sqrt{\frac{1}{n_1} + \frac{1}{n_2}}}$$

$$s = \sqrt{\frac{(n_1 - 1)s_1^2 + (n_2 - 1)s_2^2}{n_1 + n_2 - 2}}$$

Where:

\bar{X}_1 : Average of experimental group

\bar{X}_2 : Average of control group

N1 : Number of experimental group

N2 : Number of control group

S_1^2 : Standard deviation of experimental group

S_2^2 : Standard deviation of both groups

The hypotheses are:

$H_0 = \mu_1 = \mu_2$

$H_a = \mu_1 \neq \mu_2$

μ_1 : average data of experiment group

μ_2 : average data of control group

With $\alpha = 5 \%$ and $dk = n_1 = n_2 - 2$ Here, If $t_{count} > t_{table}$ so H_0 is rejected and there is difference of average value from

both of group. If $t_{\text{count}} < t_{\text{table}}$ so H_0 is accepted and there is no significant difference of average value from both of group.

2. Analyzing Phase End (post-test)

To analysis post-test score was used to test the truth which stated that the average of students who taught speaking descriptive text by using video higher than the average of students who taught speaking descriptive text without video.

The data analysis was the score of post-test speaking descriptive text of experimental class and control class. The steps to examine the hypothesis are:

a. Normality Test

Normality test used to know the normality of the data that is going to be analyzed whether both groups have normal distribution or not after getting treatment. The step was same as the normality test on the initial.

b. Homogeneity Test

Homogeneity test is used to know whether the experimental class and control class that are taken from population have same variant or not after getting treatment. The steps of homogeneity test are the same as the homogeneity test on the initial data.

- c. The average Test (hypothesis test)
 Hypothetical test in average similarity with the right test is as follow:

$$H_0 = \mu_1 \leq \mu_2$$

$$H_a = \mu_1 \geq \mu_2$$

μ_1 : average data of experiment group

μ_2 : average data of control group

The formula is:

$$t = \frac{\bar{x}_1 - \bar{x}_2}{s \sqrt{\frac{1}{n_1} + \frac{1}{n_2}}}$$

$$s = \sqrt{\frac{(n_1 - 1)s_1^2 + (n_2 - 1)s_2^2}{n_1 + n_2 - 2}}$$

Where:

\bar{X}_1 : Average of experimental group

\bar{X}_2 : Average of control group

N_1 : Number of experimental group

N_2 : Number of control group

S_1^2 : Standard deviation of experimental group

S_2^2 : Standard deviation of both groups

Testing criteria that apply H_0 is accepted if $t_{count} \leq t_{table}$ with determinate $df = (n_1 + n_2 - 2)$ and the significant $\alpha = 5\%$ ($1 - \alpha$).

CHAPTER IV

RESEARCH FINDING AND DISCUSSION

This chapter presents the data that was collected during the experimental research. First analysis focuses on the collected and analysis data, second analysis represents the result of pre-test and post-test that was done both in experimental and control group.

A. Description of the Research

The researcher wanted to describe the result of the research based on the collected analysis data. To find out the effectiveness of using video to teach speaking of descriptive text, the researcher chose MA Futuhiyyah 02 Mranggen Demak at the tenth grade as an object of the research. The researcher gathered quantitative data from April 05th 2017 to April 25th 2017 on the second semester. The researcher took two classes X-E as the control class and X-F as the experimental class. The data was obtained by giving test. The test consists of two tests as follows, pre-test and post-test. Pre-test gave before the treatment and post-test gave after treatment. Experimental class was taught by using treatment, but the control class was not taught by using treatment.

B. Data Analysis and Hypothesis

1. Analysis of Pre-Test Score of the Experimental and the Control Classes

Before doing the treatment, the researcher gave students pre-test. The analysis of pre-test value of experimental and control class, as follow:

Table 4.1
The list of pre-test score of experimental and control classes

Experiment			Control		
No	Code	Score	No	Code	Score
1	E-1	72	1	C-1	52
2	E-2	64	2	C-2	60
3	E-3	56	3	C-3	52
4	E-4	72	4	C-4	56
5	E-5	60	5	C-5	48
6	E-6	52	6	C-6	52
7	E-7	60	7	C-7	72
8	E-8	52	8	C-8	48
9	E-9	48	9	C-9	60
10	E-10	64	10	C-10	52
11	E-11	64	11	C-11	56
12	E-12	64	12	C-12	56
13	E-13	60	13	C-13	64
14	E-14	60	14	C-14	60
15	E-15	44	15	C-15	60
16	E-16	64	16	C-16	56
17	E-17	60	17	C-17	60
18	E-18	52	18	C-18	44
19	E-19	60	19	C-19	64
20	E-20	60	20	C-20	72
21	E-21	64	21	C-21	60
22	E-22	64	22	C-22	48
23	E-23	56	23	C-23	48

24	E-24	64	24	C-24	60
25	E-25	56	25	C-25	56
26	E-26	56	26	C-26	60
27	E-27	56	27	C-27	48
28	E-28	60	28	C-28	48
29	E-29	56	29	C-29	56
30	E-30	56	30	C-30	60
31	E-31	56	31	C-31	48
32	E-32	56	32	C-32	56
33	E-33	64	33	C-33	56
34	E-34	64	34	C-34	56
35	E-35	56	35	C-35	56
N_1		35	N_1		35
\sum		2072	\sum		1960
X_1		59.2	X_1		56
S_1^2		36.1	S_1^2		42.35
S_1		6.01	S_1		6.50

a. **The normality of pre-test of experimental class**

hypothesis:

H_0 : Data distributed normally

H_a : Data did not distribute normally

H_0 accepted if $\chi^2_{count} < \chi^2_{table}$

Test of Hypothesis:

$$\chi^2 = \sum_{i=1}^k \frac{(O_i - E_i)^2}{E_i}$$

The computation of normally test:

Maximum Score : 72

Minimum Score : 44

Range : 28

Class with : 6.09

Length of class : 4.6 = 5

Table 4.2
The normality value of pre-test of the experimental class

No	Kelas	Bk	Z _i	P(Z _i)	Luas daerah	O _i	E _i	$\frac{(O_i - E_i)}{E_i}$
1	44-48	43.5	-2.61	0.4955	0.033	2	1.2	0.618
2	49-53	48.5	-1.78	0.4624	0.133	3	4.7	0.608
3	54-58	53.5	-0.94	0.3285	0.282	10	9.9	0.002
4	59-63	58.5	-0.11	0.0463	0.309	8	11	0.736
5	64-68	63.5	0.71	0.2628	0.176	10	6.2	2.378
6	69-73	68.5	1.54	0.4391	0.017	2	0.6	3.11
		69.5	1.71	-0.456				
Jumlah						35		7.451

With $\alpha = 5\%$ dk = 6-1= 5, obtained $x^2_{table} = 11.07$ and $x^2_{count} = 7.45$ was lower than x^2_{table} . So the distribution list was normal.

b. The normality of pre-test of the control class

hypothesis:

H_o : Data distributed normally

H_a : Data did not distribute normally

H_o accepted if $x^2_{count} < x^2_{table}$

Test of Hypothesis:

$$X^2 = \sum_{i=1}^k \frac{(O_i - E_i)^2}{E_i}$$

The computation of normally test:

Maximum Score : 72

Minimum Score : 44

Range : 28

Class with : 6.09

Length of class : 4.6 = 5

Table 4.3
The normality value of pre-test of the control class

No	Kelas	Bk	Z _i	P(Z _i)	Luas daerah	O _i	E _i	$\frac{(O_i - E_i)}{E_i}$
1	44-48	43.5	-1.83	0.466	0.1023	5	3.6	0.56
2	49-53	48.5	-1.1	0.364	0.2213	6	7.7	0.39
3	54-58	53.5	-0.36	0.143	0.2862	10	10	2.7
4	59-63	58.5	0.36	-0.143	0.2213	10	7.7	0.65
5	64-68	63.5	1.1	-0.364	0.1023	2	3.6	0.69
6	69-73	68.5	1.83	-0.466	0.0095	2	0.3	8.33
		695	1.98	-0.476				
Jumlah						35		10.64

With $\alpha = 5\%$ dk = 6-1= 5, obtained $\chi^2_{table} = 11.07$ and $\chi^2_{count} = 10.64$ was lower than χ^2_{table} . So the distribution list was normal.

c. The homogeneity of pre-test of the experimental and control classes

The statistic formula which is used to test the homogeneity of the sample is F test. The formula is as follow:

$$F = \frac{\text{biggest variance}}{\text{smallest variance}}$$

the hypothesis in homogeneity test are:

$$H_o : \sigma_1 = \sigma_1 \text{ homogeny variant}$$

$$H_a : \sigma_1 \neq \sigma_1 \text{ homogeny variant}$$

The calculation result of F_{count} was lower than F_{table} ($F_{count} < F_{table}$) by 5% degree of significant so H_o was accepted, it means the data was homogeneous or both of groups have the same variance.

Table 4.4
The value of homogeneity test in the class XE and XF

Variance Source	Experimental	Control
Sum of score ($\sum X$)	2072	1960
The number of student (n)	35	35
Average (x)	59.2	56
Variance (S^2)	34.63	42.35
Deviation standard (S)	5.88	6.50

From the calculation of variance in the class XF and XE, it is known the biggest variance is 42.3529 and the smallest variance is 34.6352, so $F = \frac{42.3529}{34.6352} = 1.2228$.

By using $\alpha = 5\%$ and dk numeration = $n_1 - 1 = 35 - 1 = 34$, dk numeration = $n_2 - 1 = 35 - 1 = 34$. It was found $F_{(0,05),(34;34)} = 1.671$. Since the $F_{count} (1.222) < F_{table} (1.671)$ so H_0 was accepted meaning that both classes had similar variance and homogeneous.

d. Testing the similarity of average of the initial data between the experimental and control classes

Hypothesis:

$$H_0: \mu_1 = \mu_2$$

$$H_a: \mu_1 \neq \mu_2$$

Where:

μ_1 : average data of experimental class

μ_2 average data of control class.

Table 4.5
The similarity of average scores of pre-test
between experimental and control classes

Source of variance	Experimental	Control
Sum of score ($\sum X$)	2072	1960
The number of student (n)	35	35
Average (x)	59.2	56
Variance (S^2)	34.63	42.35
Deviation standard (S)	5,88	6,50

used formula:

$$t = \frac{\bar{x}_1 - \bar{x}_2}{s \sqrt{\frac{1}{n_1} + \frac{1}{n_2}}}$$

$$s = \sqrt{\frac{(n_1 - 1)s_1^2 + (n_2 - 1)s_2^2}{n_1 + n_2 - 2}}$$

$$S = \frac{\sqrt{(35-1)34.63 + (35-1)42.35}}{35+35-2} = 6.2$$

$$t = \frac{59.2-56}{6.2 \sqrt{\frac{1}{35} + \frac{1}{35}}} = 2.158$$

With $\alpha = 5\%$ $dk = 35+35-2 = 68$, the result of computation obtained $t = 2.158$ and $t_{(68)} = 1.671$. Based on the computation above that $t_{value} > t_{table}$ ($2.158 > 1.671$). So, H_0 was rejected and H_a was accepted and average of experimental and control class are no identic or not similarity.

2. Analysis of post-test score of the experimental and control classes

The analysis contains of normally test, homogeneity test and difference average test of post-test.

Table 4.6
Post-test score of experimental and control classes

Experiment			Control		
No	Code	Score	No	Code	Score
1	E-1	72	1	C-1	52
2	E-2	60	2	C-2	56
3	E-3	72	3	C-3	52
4	E-4	72	4	C-4	72
5	E-5	48	5	C-5	44
6	E-6	60	6	C-6	52
7	E-7	80	7	C-7	72
8	E-8	60	8	C-8	56
9	E-9	52	9	C-9	60
10	E-10	72	10	C-10	52
11	E-11	80	11	C-11	44
12	E-12	64	12	C-12	52
13	E-13	72	13	C-13	60
14	E-14	64	14	C-14	60
15	E-15	48	15	C-15	60
16	E-16	60	16	C-16	52
17	E-17	80	17	C-17	60
18	E-18	60	18	C-18	56
19	E-19	60	19	C-19	60
20	E-20	80	20	C-20	64
21	E-21	72	21	C-21	60
22	E-22	72	22	C-22	52
23	E-23	72	23	C-23	52
24	E-24	80	24	C-24	60
25	E-25	72	25	C-25	52
26	E-26	52	26	C-26	60

27	E-27	76	27	C-27	56
28	E-28	80	28	C-28	56
29	E-29	56	29	C-29	44
30	E-30	64	30	C-30	64
31	E-31	64	31	C-31	56
32	E-32	56	32	C-32	56
33	E-33	64	33	C-33	56
34	E-34	56	34	C-34	56
35	E-35	56	35	C-35	56
Σ		2308	Σ		1972
N_1		35	N_1		35
\underline{X}		65.94	\underline{X}		56.3
S_1^2		161.29	S_1^2		42.71
S_1		12.7	S_1		6.53

a. The normality of post-test for experimental class

hypothesis:

H_0 : Data distributed normally

H_a : Data did not distribute normally

H_0 accepted if $x^2_{count} < x^2_{table}$

Test of Hypothesis:

$$X^2 = \sum_{i=1}^k \frac{(O_i - E_i)^2}{E_i}$$

The computation of normally test:

Maximum Score : 80

Minimum Score : 48

Range : 32

Class with : $6.95 = 7$

Length of class : $4.57 = 5$

Table 4.7
The normality value of post-test of the experimental class

N o.	Kelas	Bk	Z _i	P(Z _i)	Luas daerah	O _i	E _i	$\frac{(O_i - E_i)}{E_i}$
1	48-52	47.5	-1.4521	0.4267	0.072	4	2.51	0.885
2	53-57	52.5	-1.0584	0.3550	0.108	4	3.79	0.012
3	58-62	57.5	-0.6647	0.2469	0.14	6	4.9	0.245
4	63-67	62.5	-0.2710	0.1068	0.156	5	5.45	0.036
5	68-72	67.5	0.1226	0.0487	0.148	9	5.19	2.789
6	73-77	72.5	0.5163	0.1971	0.121	1	4.25	2.484
7	78-82	77.5	0.91	0.3185	0.085	6	2.98	3.049
		82.5	1.303	-0.403				
Jumlah						35		9.504

With $\alpha = 5\%$ $dk = 6-1 = 5$, obtained $\chi^2_{table} = 11.07$ and $\chi^2_{count} = 9.50$ was lower than χ^2_{table} so ($9.50 < 11.07$) the distribution list was normal.

b. The normality of post-test of the control class

Hypothesis:

H_0 : Data distributed normally H_a : Data did not distribute normally. H_0 accepted if $\chi^2_{count} < \chi^2_{table}$

Test of Hypothesis:

$$\chi^2 = \sum_{i=1}^k \frac{(O_i - E_i)^2}{E_i}$$

The computation of normally test:

Maximum Score : 72

Minimum Score : 44

Range : 28

Class with : $6.09 = 6$

Length of class : $4.66 = 5$

Table 4.8
The normality value of post-test of the control class

No	Kelas	Bk	Z _i	P(Z _i)	Luas Daerah	O _i	E _i	$\frac{(O_i - E_i)^2}{E_i}$
1	44-48	43.5	-1.96	0.4753	0.0903	3	3.2	0.0083
2	49-53	48.5	-1.200	0.3849	0.2167	9	7.6	0.2637
3	54-58	53.5	-0.435	0.1682	0.2975	10	10	0.0165
4	59-63	58.5	0.330	-0.1293	0.2339	9	8.2	0.0804
5	64-68	63.5	1.095	-0.3632	0.1052	2	3.7	0.7706
6	69-73	68.5	1.860	-0.4685	0.0093	2	0.3	8.5112
		695	2.013	-0.4779				
Jumlah						35		9.6509

With $\alpha = 5\%$ dk = 6-1= 5, obtained $\chi^2_{table} = 11.07$ and $\chi^2_{count} = 9.65$ was lower than χ^2_{table} . So (9.65 < 11.07) the distribution list was normal.

c. The homogeneity of post-test of the experimental and control class

The statistic formula which is used to test the homogeneity of the sample is F test. The formula is as follow:

$$F = \frac{\text{biggest variance}}{\text{smallest variance}}$$

The hypothesis in homogeneity test is:

H_o : $\sigma_1 = \sigma_1$ homogeny variant

H_a : $\sigma_1 \neq \sigma_1$ homogeny variant

The calculation result of F_{count} was lower than F_{table} ($F_{count} < F_{table}$) by 5% degree of significant so H_o was accepted, it means the data was homogeneous or both of groups have the same variance.

Table 4.9
The value of homogeneity test in the class X-E and X-F

Source of variance	Experimental	Control
Sum of score ($\sum X$)	2308	1972
The number of student (n)	35	35
Average (X)	65.94	56.34
Variance (S^2)	96.34	39.87
Deviation standard (S)	9.81	6.31

From the calculation of variance in the class XF and XE, it is known the biggest variance is 80.26 and the smallest variance is 56.28, so $F = \frac{96.34}{39.87} = 2.41$.

By using $\alpha = 5\%$ and dk numeration = $n_1 - 1 = 35 - 1 = 34$, dk numeration = $n_2 - 1 = 35 - 1 = 34$. It was found $F_{(0,05), (34;34)} = 1.671$. Since the $F_{count} (2.41) > F_{table} (1.671)$ so H_0 rejected and H_a was accepted, meaning that there is no homogeneity of both classes.

d. Testing the differences of average of the initial data between the experimental and control class

Hypothesis:

Hypothesis:

$$H_o: \mu_1 \leq \mu_2$$

$$H_a: \mu_1 \geq \mu_2$$

Where: μ_1 : average data of experimental class and μ_2 average data of control class.

Table 4.10
The difference of average score of post-test
between the experimental and control class

Source of variance	Experimental	Control
Sum of score ($\sum X$)	2308	1972
The number of student (n)	35	35
Average (x)	65.94	56.34
Variance (S^2)	96.34	39.87
Deviation standard (S)	9.81	6.31

Used formula:

$$t = \frac{\bar{x}_1 - \bar{x}_2}{s \sqrt{\frac{1}{n_1} + \frac{1}{n_2}}}$$

$$s = \sqrt{\frac{(n_1 - 1)s_1^2 + (n_2 - 1)s_2^2}{n_1 + n_2 - 2}}$$

$$S = \frac{\sqrt{(35-1)96.35 + (35-1)39.88}}{35+35-2} = 8.25$$

$$t = \frac{65.9 - 56.3}{8.25 \sqrt{\frac{1}{35} + \frac{1}{35}}} = 4.86$$

With $\alpha = 5\%$ $dk = 35+35-2 = 68$, the result of computation obtained $t = 4.86$ and $t_{table} = 1.671$. Based on the computation above that $t_{value} > t_{table}$ ($4.86 > 1.671$). So, H_0 was rejected, H_a was accepted: the average of students speaking in experimental class was higher than control class.

3. The Hypothesis Test

The hypothesis in this case that video is effective to teach students speaking of descriptive text, because the experimental class identified $x_1 = 65.94$ and $s_1^2 = 96.34$, also for control class identified $x_2 = 56.34$ and $s_2^2 = 39.87$.

For t-test obtained from the last phase of t-test, it is obtained $t_{value} = 4.86$ with $t_{table} = 1.671$ with the standard of significant 5%. Because of $t_{value} > t_{table}$ ($4.86 > 1.671$) so, the hypothesis was accepted. It means that using video to teach students speaking of descriptive text is effective.

From the result, it can be concluded that there are a significant difference on descriptive text score between students were taught by using video and those were taught without video. It can be concluded that video was better to teach students speaking in descriptive text. So, the hypothesis was accepted.

C. Discussion of Research Finding

1. Students conditions in control class

In the control class, students were taught by using usual method or without video. The teacher explained to students or gave worksheet only in teaching learning process. Students were not interested in the material. It was proven with the average of the control class in the post-test was 56.34 which was lower than the experimental class was 65.94.

2. Students condition in experimental class

Before doing treatments, the students were given the pre-test. In the pre-test students speaking of descriptive text was low. From the result of pre-test it was known that

students had many difficult to understand the material because teacher just explains.

After the treatment, students were given post-test. Students were given video in treatment. By using video students understand more. It was proven with the average for t-test which that the experimental class was higher than control class. Based on the result $t_{value} = 4.86$ with $t_{table} = 1.671$ with the standard of significant 5%. So the hypothesis was significant differences between students who taught by using video and not by using video.

3. Students average score in the pre-test and post-test

The average score for control class was 56 in pre-test and 56.34 in post-test. The average score for experimental class was 59.2 in pre-test and 65.94 in post-test.

Table 4.11
The pre-test and post-test average score of the control and experimental classes

No.	Class	The average percentage of pre-test	The average percentage of post-test
1	Experimental	59.2	65.94
2	Control	56	56.34

From the table it can be concluded that video has some positive influences for the students in teaching speaking of descriptive text. Here the students enjoyed to join teaching learning process because video is interesting. In the other hand, learning process in the

control class was that the students felt bored because the teacher just explain and gave worksheet only. So, they were not interested and difficult to understand the material.

CHAPTER V

CONCLUSION AND SUGGESTION

A. Conclusion

The conclusion of this research that assumed the use of video to teach speaking of descriptive text was effective. Based on the result of the study, teaching speaking of descriptive text by using video could attract students' motivation in teaching learning process. The use of video also made the classroom fun and not boring. It was proved by the result of t-test calculation. The value of t-test was higher than the value of t-table. The value of t-test was $t_{value} = 4.86$ with $t_{table} = 1.671$. Therefore, the hypothesis was accepted that the use of video to teach speaking of descriptive text was effective.

B. Suggestion

From the conclusion above, there are some suggestions that are proposed by the writer:

1. For English teacher

The teacher is required to provide video as a medium in the teaching and learning process, because video help the teacher deliver the material not monotonous.

2. For the school

The school can apply some efforts to teach the quality of students' speaking considering the problems that occur in

school. They provide the relevant and appropriate medium to support the teaching learning process.

C. Closing

Praise is to Allah SWT, who has given fluency and guidance to finish this thesis. The researcher realized that the thesis cannot be perfect. So, the researcher hopes to give critics or suggestions for this thesis. Hopefully, this thesis will be useful for the reader and the next researcher.

Appendix 1

LIST OF THE STUDENTS OF EXPERIMENTAL CLASS (X F) MA FUTUHIYYAH 02 MRANGGEN DEMAK

No.	NAMA	CODE
1	Alifah Zulfa	E-1
2	Ana Farikah	E-2
3	Arisda Nur Aisah	E-3
4	Azimatul Ulya	E-4
5	Dyah Isna Faradilla	E-5
6	Eva Aulya Ananda	E-6
7	Fatihatus Zulfa	E-7
8	Fizna Zulfia R.	E-8
9	Hanuna Kamelia	E-9
10	Iftitakhatul Muna	E-10
11	Irma Rahmawati	E-11
12	Izzah Lin Nisa	E-12
13	Khofshotur Richmah	E-13
14	Layinatus Syifa	E-14
15	Luviana Endang K.	E-15
16	Mannunal Akhna	E-16
17	Mila Istifania Ulya	E-17
18	Mu'alimatus Syarifah	E-18
19	Naily Nayyirotn N.	E-19
20	Novia Purnama Sari	E-20
21	Pingkan Setiawati	E-21
22	Putri Sulistiyani	E-22
23	Riadatul 'Aisy	E-23
24	Rizka Rosdiana A.	E-24
25	Saidatul Hidayati	E-25
26	Siska Rahmawati	E-26
27	Siti Nur Maulidiana	E-27
28	Syifa Shofiana	E-28
29	Tsalsa Hajar Udhiya	E-29
30	Vina Artika Putri	E-30
31	Yunia Putri Arumsari	E-31

32	Umi Sri	E-32
33	Aqila	E-33
34	Maskur	E-34
35	Nur Ika	E-35

Appendix 2

LIST OF THE STUDENTS OF CONTROL CLASS (X E) MA FUTUHIYYAH 02 MRANGGEN DEMAK

NO.	NAME	CODE
1	Alfinatuzzahrok	C-1
2	Amidatul Ulya	C-2
3	Anisa Rohmawati	C-3
4	Aviva Ulya	C-4
5	Damayanti Himmatul H.	C-5
6	Dewi Anitasari	C-6
7	Dwi Susilowati	C-7
8	Erlita Whinda L.	C-8
9	Fitrotul Mubarakah	C-9
10	Hanik Nur K.	C-10
11	Ifaturrosihah	C-11
12	Itsna A'la Mustawa	C-12
13	Kamilia Damayanti	C-13
14	Kholisatus Sa'adah	C-14
15	Lis Syarifah	C-15
16	Luluk Nurul M.	C-16
17	Luthfia Ulfa	C-17
18	Mamnukhah	C-18
19	Meylinda Puji Saidati	C-19
20	Muna Najjati	C-20
21	Nailus Sa'adah	C-21
22	Niya Maulina	C-22
23	Nurul 'Izaa	C-23
24	Putri Larasati	C-24
25	Reza Maulida Maftukha	C-25
26	Riza Arum Ningtyas	C-26
27	Rusydiyana 'Aiya Salma	C-27
28	Shifaul Fauziyah	C-28
29	Sintana Farida	C-29
30	Siti Nur Hidayah	C-30
31	Syarifatul Atiyah	C-31

32	Tri Eli Ermawati	C-32
33	Ullya Naelis Sa'adah	C-33
34	Veny Lia Azhari	C-34
35	Yuni Sholichatul M.	C-35

Appendix 3

INSTRUMENT PRE-TEST OF SPEAKING OF DESCRIPTIVE TEXT

Material : Descriptive Text

Instruction

Please answer these questions below!

1. Make descriptive text about people!
2. The duration of making a draft is 20 minutes.
3. You can describe the people based on the following:
 - a. The name of your favorite artist/ singer.
 - b. What does she/he look like? Describe about a physical appearance!
 - c. What is so special about your favorite artist/ singer?
 - d. After that, you have to practice it orally! Good luck!

Appendix 4

TRANSCRIPT AUDIO OF PRE-TEST

A. EXPERIMENTAL CLASS (X F)

1) Alifah Zulfa

I have favorite singer. My favorite singer is Harris J. He is so handsome. And my favorite he is nineteen years old. His skin is bright and his hair is curling. He **have** beautiful voice. He is memorizing of Al-Qur'an.

/aɪ həv /**fa.vər.ɪt**/ 'sɪŋə maɪ /**fa.vər.ɪt**/ 'sɪŋə ɪz (Harris) (J) hi: ɪz səʊ 'hænsəm/ /hi: ɪz (paused) /**nəɪn'ti:n**/ dʒi: rɪz əʊld/ /hɪz/ /skɪn ɪz braɪt ænd hɪz heə ɪz 'kɜ:lɪŋ/ /hi: **həv**/ /'bjʊ:təfəl vɔɪs/ /hi: ɪz 'meməraɪzɪŋ əv (AlQur'an)/

Scoring:

/**fa.vər.ɪt**/ should be /**feɪ.vər.ɪt**/

/**nəɪn'ti:n**/ should be /**naɪn'ti:n**/

He have should be he has

P:4 V:4 S:3 F:3 C:4

Total score $18 \times 4 = 72$

2) Ana Farikah

I have favorite star. My favorite star Amanda manopo, she is 16 years old. She is beautiful, she is famous film in Mermaid in love. She is have hair a long and color in very black, she is a tall.

/aɪ həv /**fa.vər.ɪt**/ stɑ:r /maɪ /**fa.vər.ɪt**/ stɑ:r (Amanda) (manopo) /aɪ həv /**fa.vər.ɪt**/ stɑ:r ɪz (Amanda) (Manopo) fɪ: ɪz /,sɪk'ti:n/ dʒi: rɪz əʊld /, fɪ: ɪz 'bjʊ:təfəl fɪ: ɪz /**fa.məʊs**/ fɪlm ɪn 'mɜ:rmɪd ɪn lʌv/ /fɪ: ɪz **həv**/ /hæər lɔ:ŋ ænd 'kʌləər ɪn 'veri: blæk fɪ: ɪz ə tɔ:l/

Scoring:

/**fa.vər.ɪt**/ Should be /**feɪ.vər.ɪt**/

/,sɪk'ti:n/ should be /,sɪk'sti:n/

She is have should be she has

/**fa.məʊs**/ should be /**feɪ.məs**/

/hæər / should be /heə/

P:3 V:3 S:3 F:3 C:4

Total score $16 \times 4 = 64$

3) Arisda Nur Aisah

I have favorite star. My favorite star is Mario Teguh. He is more 40 years old. He is famous intelligence. He is strong. He is person motivator very good. He has head the bald.

/aɪ həv /**fa.vər.ɪt**/ stɑː/ /maɪ /**fa.vər.ɪt**/ stɑː ɪz (Mario) (Teguh)/ /hiː ɪz məː /, **fəʊːˈtiːn**/ jɪəz əʊld/ /hiː ɪz /**fa.məʊs**/ /ɪnˈ**tel.ɪ.dənt**/ /hiː ɪz strɒŋ/ /hiː ɪz ˈpɜːsn /' **mə.tɪ.veɪt**:/ˈveri ˈveri/ /gʊd/ /hiː həz hed ðə bɑːld/

Scoring:

/**fa.vər.ɪt**/ Should be /**feɪ.vər.ɪt**/

/, **fəʊːˈtiːn**/ should be /, **fəːˈtiːn**/

/**fa.məʊs**/ should be /**feɪ.məs**/

/ɪnˈ**tel.ɪ.dənt**/ should be /ɪnˈ**tel.ɪ.dʒənts**/

/' **mə.tɪ.veɪt**:/ Should be /' **məʊ.tɪ.veɪt**/

Double very

bɑːld should be **bɔːld**

P:3 V:3 S:3 F:2 C:3

Total score 14 x 4= 56

4) Azimatul Ulya

I have favorite star. My favorite star is Ria Ricis. She is famous in instagram and Youtube. She is artist muslimah. She is very cute and beautiful. She has skin white and her body is tall. She is attractive and trendy.

/aɪ həv /**fa.vər.ɪt** stɑːr/ /maɪ /**fa.vər.ɪt** stɑːr ɪz (Ria) (Ricis)/ /ʃiː ɪz ˈfeɪməs ɪn /' **ɪnstɑ.grəm**/ ænd /' **uː.tuːb**/ /ʃiː ɪz ˈɑːrtɪst (muslimah)/ /ʃiː ɪz ˈveriː kjuːt ænd ˈbjuːtəfəl/ /ʃiː həz skɪn hwaɪt ænd hɜːr ˈbɑːdiː ɪz təːl/ /ʃiː ɪz əˈtræktɪv ænd (**trendy**)/

Scoring:

/**fa.vər.ɪt**/ Should be /**feɪ.vər.ɪt**/

/' **ɪnstɑ.grəm**/ Should be /' **ɪn.stə.grəm**/

/' **uː.tuːb**/ Should be /' **juː.tjuːb**/

/' **trɑn.di**/ should be /' **tren.di**/

P:4 V:4 S:3 F:3 C:4

Total score 18 x 4= 72

- 5) Dyah Isna Faradilla
 My favorite star. I have favorite star. My favorite star is Giorgino Abraham. He is 25 years old. He has pointed nose. **His** day playing film make? Romance.
 /maɪ /**fa.vər.ɪt**/ stɑ:r/ /aɪ həv /**fa.vər.ɪt**/ stɑ:r/ /maɪ (favorite) stɑ:r
 ɪz (Giorgino) (Abraham)/ /hi: ɪz /' **ten.ti**/ /**fav**/ dʒi: rɔʊld/ /hi: həz
 'pɔɪntɪd **noʊz**/ /deɪ 'pleɪŋ fɪlm meɪk/ /roʊ 'mæns/

Scoring:

/**fa.vər.ɪt**/ Should be /**feɪ.vər.ɪt**/

/**Noʊz**/ should be /**noʊz**/

/**heɪ**/ should be /**hɪz**/

/' **ten.ti**/ /**fav**/ should be /' **twen.ti**/ /**faɪv**/

P:3 V:3 S:3 F:3 C:3

Total score 15 x 4 = 60

- 6) Eva Aulya Ananda
 I have favorite star. My favorite star is Rizky Febrian. He is famous singer. His skin is white. He is handsome.
 /aɪ həv /'feɪvərɪt/ stɑ:r/ /maɪ /'feɪvərɪt/ stɑ:r ɪz (Rizky)
 (Febrian)/ /hi: ɪz 'feɪməs 'sɪndʒər/ /hɪz **sekɪn** ɪz **hwæt**/ /hi: ɪz
 'hənsəm/

Scoring:

/**sekɪn**/ Should be /**skɪn**

hwæt/ Should be **hwart**/

'**hənsəm**/ Should be '**hænsəm**/

P:2 V:3 S:3 F:2 C:3

Total score 13x4 = 52

- 7) Fatihatuz Zulfa
 My favorite star. I have favorite star. My favorite star is Ayu Ting Ting. She is singer. She is beautiful, hair long, **have** voice beautiful. **She is** skin white.
 /maɪ /'feɪvərɪt/stɑ:r/ /aɪ həv /'feɪvərɪt/ stɑ:r/ /maɪ /'feɪvərɪt/
 stɑ:r ɪz (Ayu) tɪŋ tɪŋ/ /ʃi: ɪz 'sɪndʒər/ /ʃi: ɪz '**bju:təfəl** her lɔ:ŋ
 həv vɔɪs '**bju:təfəl**/ /ʃi: ɪz skɪn hwart/

Scoring:

Have should be **has**

She is should be **she has**

'**bju:təfəl** Should be '**bju:təfəl**

P:3 V:3 S:3 F:3 C:3

Total score 15 x4 = 60

8) Fizna Zulfia R.

I have favorite star. My favorite star is Lesti D'Academy 1. She is very beautiful. She has beautiful voice and she has white skin.

/aɪ **hæv** /'feɪvərɪt/ stɑ:r/ /maɪ /'feɪvərɪt/ stɑ:r ɪz (Lesti) (D'Academy) (1)/ /ʃi: ɪz 'veri: 'bju:təfəl/ /ʃi: hæz 'bju:təfəl vɔɪs ænd ʃi: hæz **wʌɪt** skɪn/

Scoring:

/**hæv** Should be /**hæv**

wʌɪt Should be **hwʌɪt**

P:2 V:3 S:3 F:2 C:3

Total score 13x4 = 52

9) Hanuna Kamelia

My favorite star. I have favorite star. My favorite star is Verrel Bramasta. He is a artist. He is a handsome. He is a tall and white skin. Smile is very sweet. **He** hair is black and short he is not singer.

/maɪ (favorite) stɑ:r/ /aɪ həv (favorite) stɑ:r/ /maɪ (favorite) stɑ:r ɪz (Verrel) (Bramasta)/ /hi: ɪz ə 'ɑ:rtɪst/ /hi: ɪz ə 'hɒnsəm/ /hi: ɪz ə **tɔ:l** ænd hwʌɪt skɪn/ /smɪl ɪz 'veri: swi:t/ /hi: her ɪz blæk ænd ʃɔ:rt hi: ɪz nɑ:t 'sɪŋdʒər/

Scoring:

Before /**smile**/ should be /**his**/

He should be **his**

'**hɒnsəm**/ Should be '**hænsəm**/

tɔ:l Should be **tɔ:l**

P:2 V:2 S:2 F:3 C:3

Total score 12x4 = 48

10) Iftitakhatul Muna

My favorite star. I have favorite star. My favorite star is Ega D'A 2 she is beautiful, cute, beautiful voice. She is **olite?**, she is white skin.

/maɪ /'feɪvərɪt/ stɑːr/ /aɪ həv /'feɪvərɪt/ stɑːr/ /maɪ /'feɪvərɪt/ stɑːr ɪz (Ega) (D'A) (2) ʃiː ɪz 'bjuːtəfəl kjuːt 'bjuːtəfəl vɔɪs/ /ʃiː ɪz (olite) ʃiː ɪz hwaɪt skɪn/

Scoring:

/'feɪvərɪt/ should be /'feɪvərɪt/

Word **/olite?**, not detection

vɔɪs/ Should be **vɔɪs/**

P: 3 V:3 S:3 F:3 C:4

Total score $16 \times 4 = 64$

11) Irma Rahmawati

My favorite singer. I have favorite singer. My favorite singer is Haris J. He is a famous singer religion. He has a good voice. His skin is white. He is handsome. His hair colour is brown.

/maɪ /'feɪvərɪt/ 'sɪŋdʒər/ /aɪ həv /'feɪvərɪt/ 'sɪŋdʒər/ /maɪ /'feɪvərɪt/ 'sɪŋdʒər ɪz hæːz (J) hiː ɪz ə 'feməs 'sɪŋdʒər rɪ'lɪdʒən/ /hiː həz ə **gəd** vɔɪs/ /hɪz skɪn ɪz hwaɪt/ /hiː ɪz 'hænsəm/ /hɪz her 'kʌlər ɪz braʊn/

Scoring:

/'feɪvərɪt/ Should be /'feɪvərɪt/

'feməs Should be 'feməs

gəd Should be **gəd**

P:3 V:3 S:3 F:3 C:4

Total score $16 \times 4 = 64$

12) Izzah Lin Nisa

My favorite artist. I have favorite star. My favorite is Natasha Willona. She is beautiful. She is tall. She is a famous in film anak sekolah. I like Natasha Willona she is artist kind.

/maɪ /'feɪvərɪt/ 'ɑːrtɪst/ /aɪ həv /'feɪvərɪt/ stɑːr/ /maɪ /'feɪvərɪt/ ɪz (Natasha) (Willona)/ /ʃiː ɪz 'bjuːtəfəl/ /ʃiː ɪz tɔːl/ /ʃiː ɪz ə 'feməs ɪn fɪlm (anak) (sekolah)/ /aɪ **laɪk** (Natasha) (Willona) ʃiː ɪz 'ɑːrtɪst kaɪnd/

Scoring:

/'**f**evərit/ should be /'f**ev**ərit/

'f**em**əs should be 'f**em**əs

Lak should be l**ai**k

P:3 V:3 S:3 F:3 C:4

Total score $16 \times 4 = 64$

13) Khofshotur Richmah

My favorite star. I have favorite star. My favorite star is Maudy Ayunda. She is beautiful. She **have** beautiful voice.

/maɪ /'f**ev**ərit/ stɑ:r/ /aɪ həv /'f**ev**ərit/ stɑ:r/ /maɪ /'f**ev**ərit/ stɑ:r ɪz (Maudy) (Ayunda)/ /ʃi: ɪz 'bju:təfəl/. /ʃi: həv 'bju:təfəl v**o**s/

Scoring:

Have should be **has**

/'f**ev**ərit/ should be /'f**ev**ərit/

v**o**s/ should be v**o**ɪs/

P:3 V:3 S:3 F:3 C:3

Total score $15 \times 4 = 60$

14) Layinatus Syifa

I have favorite. My favorite star is Wirda Salamah Ulya. She is 17 years. She is a beautiful. She is cute. She is artist muslimah. She has white skin.

/aɪ həv /'f**ev**ərit/ /maɪ /'f**ev**ərit/ stɑ:r ɪz (Wirda) (Salamah) (Ulya)/ /ʃi: ɪz (17) ʃi: rz/ /ʃi: ɪz ə 'bju:təfəl/ /ʃi: ɪz kju:t/ /ʃi: ɪz 'ɑ:rtɪst (muslimah)/ /ʃi: həz w**ai**t skɪn/

Scoring:

/'f**ev**ərit/ should be /'f**ev**ərit/

/w**ai**t should be /hw**ai**t

P:3 V:3 S:3 F:3 C:3

Total score $15 \times 4 = 60$

15) Luviana Endang K.

I have favorite star. My favorite is Agnes Monica. She is beautiful. She is hair short. **She** skin is brown.

/aɪ həv /'f**ev**ərit/ stɑ:r/ /maɪ /'f**ev**ərit/ ɪz (Agnes) (Monica)/ /ʃi: ɪz 'bju:təfəl/ /ʃi: ɪz 'her: ʃɔ:rt/ /ʃi: skɪn ɪz br**o**wn/

Scoring:

Diksi

brɒn/ should be **braʊn/**

/'feɪvərɪt/ should be **/'feɪvərɪt/**

P:2 V:3 S:2 F:2 C:2

Total score $11 \times 4 = 44$

16) Mannunal Akhna

My favorite star Aliando Syarif. I have favorite star. My favorite star is Aliando Syarif. He is 19 years old. He is a famous actor and singer. He has beautiful voice. He has body thin and tall'

/maɪ /'feɪvərɪt/ stɑːr (Aliando) (Syarif)/ /aɪ həv
/'feɪvərɪt/stɑːr/ /maɪ /'feɪvərɪt/ stɑːr ɪz (Aliando) (Syarif)/
/hi: ɪz (19) ji:rz **old/** /hi: ɪz ə 'feɪməs 'æktər ænd 'sɪndʒər/
/hi: həz 'bju:təfəl vɔɪs/ /hi: həz 'bɑ:di: θm ænd (tall)'/

Scoring:

/'feɪvərɪt/ should be **/'feɪvərɪt/**

old/ should be **oʊld/**

'feɪməs should be **'feɪməs**

P:3 V:3 S:3 F:3 C:4

Total score $16 \times 4 = 64$

17) Mila Istifania Ulya

My favorite singer. I have favorite singer. My favorite singer is Maudy Ayunda. She is beautiful women. She also very **clever**. Her voice is very nice. She famous with her song.

/maɪ /'feɪvərɪt/'sɪndʒər/ /aɪ həv /'feɪvərɪt/ 'sɪndʒər/ /maɪ
/'feɪvərɪt/'sɪndʒər ɪz (Maudy) (Ayunda)/ /ʃi: ɪz 'bju:təfəl
'wɪmɪn/ /ʃi: 'ɔ:lsoʊ 'veri: 'klevər/ /hɜ:r vɔɪs ɪz 'veri: **nas/** /ʃi:
'feɪməs wɪð hɜ:r sɔ:ŋ/

Scoring:

/'feɪvərɪt/ should be **/'feɪvərɪt/**

Clever(diksi),smart

nas/ should be **nais/**

P:3 V:3 S:3 F:3 C:3

Total score $15 \times 4 = 60$

18) Mu'alimatus Syarifah

My favorite star a?... Keisya Alvaro. He is 10 years old. He is a famous star kids. He has pointed nose. He is a handsome. He is very cute and skin white.

/maɪ /'feɪvərɪt/ stɑːr ə / (Keisya) (Alvaro) /hiː ɪz (10) dʒiːrɪz
oʊld/ /hiː ɪz ə 'feɪməs stɑːr kɪdz/ /hiː hæz 'pɔɪntɪd noʊz/ /hiː
ɪz ə 'hænsəm/ /hiː ɪz 'veriː kjuːt ænd skɪn waɪt/

Scoring:

/'feɪvərɪt/ should be /'feɪvərɪt/

'pɔɪntɪd should be 'pɔɪntɪd

/waɪt/ should be hwaɪt/

P:2 V:3 S:3 F:2 C:3

Total score $13 \times 4 = 52$

19) Nailly Nayyiroton N.

My favorite star. I have favorite star. My favorite star is Siti Badriyah. She is famous singer. She is beautiful and hair short. **She is** white skin. She has white tooth.

/maɪ /'feɪvərɪt/ stɑːr /aɪ həv /'feɪvərɪt/ stɑːr /maɪ /'feɪvərɪt/
stɑːr ɪz (Siti) (Badriyah) /ʃiː ɪz (famous) 'sɪndʒər/ /ʃiː ɪz
'bjuːtɪfəl ænd her ʃɔːrt/ /ʃiː ɪz hwaɪt skɪn/ /ʃiː hæz hwaɪt tuːθ/

Scoring:

She is should be she has

/'feɪvərɪt/ should be /'feɪvərɪt/

Hwaɪt should be hwaɪt

P:3 V:3 S:3 F:3 C:3

Total score $15 \times 4 = 60$

20) Novia Purnama Sari

I have a favorite star. My favorite star is Adibah Khanza Azzahra. She is 16 years old. She is beautiful girl. She has a beautiful voice. She is tall cute and trendy.

/aɪ həv ə /'feɪvərɪt/ stɑːr /maɪ /'feɪvərɪt/ stɑːr ɪz (Adibah)
(Khanza) (Azzahra) /ʃiː ɪz (16) dʒiːrɪz **oʊld**/ /ʃiː ɪz 'bjuːtɪfəl
gɜːrl/ /ʃiː hæz ə 'bjuːtɪfəl **vɔɪs**/ /ʃiː ɪz tə:l kjuːt ænd (trendy)/

Scoring:

old/ should be **oold/**

gərl/ should be **gɜ:r/**

vɔs/ should be **vɔɪs/**

P:3 V:3 S:3 F:3 C:3

Total score $15 \times 4 = 60$

21) Pingkan Setiawati

My favorite singer. I have favorite singer. My favorite singer is Alfaro Maldini Siregar he is so handsome. He is 18 years old. His skin is bright and his hair is straight. He have? Beautiful voice.

/maɪ /'feɪvərɪt/'sɪndʒər/ /aɪ həv /'feɪvərɪt/'sɪndʒər/ /maɪ (favorite) 'sɪndʒər ɪz (Alfaro) (Maldini) (Siregar) hi: ɪz so 'hænsəm/ /hi: ɪz (18) jɪ:rz **old/** /hɪz skɪn ɪz braɪt ænd hɪz her ɪz streɪt/ /hi: həv/ /'bjʊ:təfəl vɔɪs/

Scoring:

/ 'feɪvərɪt/ should be **/ 'feɪvərɪt/**

So should be **soo**

old/ should be **oold/**

P:3 V:3 S:3 F:3 C:4

Total score $16 \times 4 = 64$

22) Putri Sulistiyani

I have favorite star. My favorite star is Agatha Chelsea Thereyantho. She is 16 years old. She is sweet. She is beautiful and hair long. **She is** white skin.

/aɪ həv /'feɪvərɪt/ stɑ:r/ /maɪ /'feɪvərɪt/ stɑ:r ɪz (Agatha) (Chelsea) (Thereyantho)/ /ʃi: ɪz (16) jɪ:rz **old/** /ʃi: ɪz swi:t/ /ʃi: ɪz 'bjʊ:təfəl ænd her lɔ:ŋ/ /ʃi: ɪz **hwart** skɪn/

Scoring:

She is should be she has

old/ should be **oold/**

wat should be **hwart**

P:3 V:3 S:3 F:3 C:4

Total score $16 \times 4 = 64$

23) Riadatul 'Aisy

I have favorite star. My favorite star is Justin Bieber. He is

18 years old. He is a famous singer. He has pointed nose, he skin is bright and his hair is blonde. He also has beautiful voice. He handsome. It is color purple. He is.... in Canada. He popular in youtube mother like video. Justin.... singer. He is tall he thin and young.

/aɪ həv /'feɪvərɪt/ stɑːr/ /maɪ /'feɪvərɪt/ stɑːr ɪz (Justin) (bieber)/ /hiː ɪz (18) dʒiːrɪz ʊʊld/ /hiː ɪz ə 'feməs 'sɪndʒər/ /hiː hæz 'pɔɪntɪd noʊz hiː skɪn ɪz **brat** ænd hɪz er ɪz blɑːnd/ /hiː 'ɔːlso hæz 'bjʊːtəfəl vɔɪs/ /hiː 'hænsəm/ /ɪt ɪz 'kʌlə 'pɜːpəl/ /hiː ɪz ɪn (Canada)/ /hiː 'pɑːpjələr ɪn (youtube) 'mʌðər laɪk **vidiː ,o/**/(Justin) 'sɪndʒər/ /hiː ɪz tə:l hiː θɪn ænd jʌŋ/

Scoring:

Like as the example

/ 'feməs should be/ 'feməs

/ **Brat**/ should be /**brat**/

'ɔːlso should be 'ɔːlso

vidiː ,o/ should be **vidiː ,oo/**

P:3 V:3 S:3 F:2 C:3

Total score $14 \times 4 = 56$

24) Rizka Rosdiana A.

My favorite artist. I have favorite artist. My favorite artist is Alysa Soebandono. She has husband name is Dude Herlino. She has beautiful face. She has a sharp nose. She is tall. She is a famous artist.

/maɪ /'feɪvərɪt/'ɑːrtɪst/ /aɪ həv /'feɪvərɪt/'ɑːrtɪst/ /maɪ /'feɪvərɪt/'ɑːrtɪst ɪz (Alysa) (Soebandono)/ /ʃiː hæz 'hʌzbənd **nem** ɪz duːd (Herlino)/ /ʃiː hæz 'bjʊːtəfəl **fɪs/** /ʃiː hæz ə ʃɑːrp **noz/** /ʃiː ɪz tə:l/ /ʃiː ɪz ə 'feməs 'ɑːrtɪst/

Scoring:

Nem should be **nem**

fɪs/ should be **fɪs/**

noz/ should be **noʊz/**

P:3 V:3 S:3 F:3 C:4

Total score $16 \times 4 = 64$

25) Saidatul Hidayati

I have favorite star. My favorite star is Rossa. She is

beautiful. She is skin white. She also has beautiful voice.
She has a curly hair.

/aɪ həv /'feɪvərɪt/ stɑ:r/ /maɪ /'feɪvərɪt/ stɑ:r ɪz (Rossa)/ /ʃi: ɪz
'bju:təfəl/ /ʃi: ɪz skɪn **hwat**/ /ʃi: 'ɔ:lso həz 'bju:təfəl **vɔs**/ /ʃi:
həz ə 'kɜ:rlɪ: her/

Scoring:

hwat/ should be **hwart**/

'ɔ:lso should be 'ɔ:lsoo

vɔs/ should be **voɪs**/

P:3 V:3 S:3 F:2 C:3

Total score 14x14= 56

26) Siska Rahmawati

My favorite is Maudy Ayunda. He is a famous singer. **He**
has pointed nose. His beautiful girl. His.. is Indonesian.

/maɪ /'feɪvərɪt/ ɪz (Maudy) (Ayunda)/ /hi: ɪz ə (famous)
'sɪndʒər/ /hi: həz '**pɔntɪd noʊz**/ /hɪz 'bju:təfəl gɜ:rl/ /hɪz ɪz
,ɪndə'ni:ʒən/

Scoring:

He should be she

noʊz/ should be **noʊz**/

'**pɔntɪd** should be '**pɔntɪd**

P:3 V:3 S:3 F:2 C:3

Total score 14x4 = 56

27) Siti Nur Maulidiana

My favorite star. I have favorite star. My favorite star is
Lesti. She sweet and she is very beautiful. I'm like **she**
because voice she? Very soft. She perform very good and
very experienced.

/maɪ /'feɪvərɪt/ stɑ:r/ /aɪ həv /'feɪvərɪt/ stɑ:r/ /maɪ /'feɪvərɪt/
stɑ:r ɪz (Lesti)/ /ʃi: swi:t ænd ʃi: ɪz 'veri: 'bju:təfəl/ /aɪm laɪk
ʃi: bi'kɔ:z vɔɪs ʃi:/ /'veri: sɔ:ft/ /ʃi: pər'fɔ:rm 'veri: **god** ænd
'veri: ɪk'spi:ri:ənst/

Scoring:

She should be her

'feivərit/ should be **'feivərit/**

gəʊd should be **gʊd**

P:3 V:3 S:3 F:2 C:3

Total score $14 \times 4 = 56$

28) Syifa Shofiana

I have favorite artist. She is Oky Setiana Dewi. She is very beautiful and elegant. She is unique with her hijab. Her skin is white. She is the famous artist in the film world?.. example "Ayat-Ayat Cinta".

/aɪ həv **'feivərit/** 'ɑ:rtɪst/ /ʃi: ɪz (Oky) (Setiana) (Dewi)/ /ʃi: ɪz 'veri: 'bju:təfəl ænd 'eləgənt/ /ʃi: ɪz 'ju:nɪ:k wɪð hɜ:r (hijab)/ /hɜ:r skɪn ɪz **wait/** /ʃi: ɪz ði: (famous) 'ɑ:rtɪst ɪn ðə film wɜ:rlɪd/ /æg'zæmpəl (AyatAyat) (Cinta)/

Scoring:

Diksi

'feivərit/ should be **'feivərit/**

wait/ should be **hwait/**

/æg'zæmpəl/ should be **ɪg'zæmpəl**

P:3 V:3 S:3 F:3 C:3

Total score $15 \times 4 = 60$

29) Tsalsa Hajar Udhiya

My favorite star. My favorite star is Lesti. She is 17 years old. She is a famous singer. She is beautiful. **She is hair** short. **She is** beautiful voice **and she is** white skin.

/maɪ **'feivərit/** stɑ:r/ /maɪ **'feivərit/** stɑ:r ɪz (Lesti)/ /ʃi: ɪz (17) ji:ɪz oʊld/ /ʃi: ɪz ə (famous) 'sɪŋdʒər/ /ʃi: ɪz 'bju:təfəl/ /ʃi: ɪz her ʃɔ:rt/ /ʃi: ɪz 'bju:təfəl **vɔs** ænd ʃi: ɪz **wait** skɪn/

Scoring:

She is hair should be her hair is

She is(2) should be she has

wait should be **hwait**

vɔs should be **vɔɪs**

P:3 V:3 S:3 F:2 C:3

Total score $14 \times 4 = 56$

30) Vina Artika Putri

My favorite star. I have favorite star. My favorite star is

Omran Bukai. He is 15 years old. He is a handsome. He is a famous singer. His hair is blonde. **He** is a skin white.

/maɪ /'feɪvərɪt/ stɑːr/ /aɪ həv /'feɪvərɪt/ stɑːr/ /maɪ /'feɪvərɪt/ stɑːr ɪz (Omran) (Bukai) /hiː ɪz (15) dʒiːrɪz **old**/ /hiː ɪz ə 'hænsəm/ /hiː ɪz ə '**feməs** 'sɪndʒər/ /hɪz her ɪz blɑːnd/ /hiː ɪz ə skɪn hwaɪt/

Scoring:

He is should be he has

/'feɪvərɪt/ should be '**feɪvərɪt**
old/ should be **oʊld**/

'**feməs** 'should be 'feməs '

P:3 V:3 S:3 F:2 C:3

Total score $14 \times 4 = 56$

31) Yunia Putri Arumsari

My favorite singer. I have favorite singer. My favorite singer is Teuku Rasya Islami Pasha. He is 17 years old. He is a famous singer. He is handsome. **He skin** is white. **He hair** is short. He is a tall and **he smile** is very sweet. Special from Rasya is a voice is beautiful.

/maɪ /'feɪvərɪt/ 'sɪndʒər/ /aɪ həv /'feɪvərɪt/ 'sɪndʒər/ /maɪ /'feɪvərɪt/ 'sɪndʒər ɪz (Teuku) (Rasya) (Islami) pə'ʃɑː/ /hiː ɪz (17) dʒiːrɪz oʊld/ /hiː ɪz ə '**feməs** 'sɪndʒər/ /hiː ɪz 'hænsəm/ /hiː skɪn ɪz hwaɪt/ /hiː her ɪz ʃɔːrt/ /hiː ɪz ə tɔːl ænd hiː **smal** ɪz 'veriː swiːt/ /'speʃəl frʌm (Rasya) ɪz ə vɔɪs ɪz 'bjuːtəfəl/

Scoring:

He skin should be his skin

He hair should be his hair

He smile should be his smile

'**feməs** should be '**feməs**

Smal should be **smal**

P:3 V:3 S:3 F:2 C:3

Total score $14 \times 4 = 56$

32) Umi Sri

Febby she pretty and sweet. She have sound **he** beautiful and make tall and have white.

/(Febby) ʃi: 'prɪti: ænd swi:t/ /ʃi: həv **sand** hi: 'bjʊ:təfəl ænd meɪk tɔ:l ænd həv **hwat**/

Scoring:

Diksi

Pronoun

Sand should be **saʊnd**

hwat/ should be **hwat**/

P:3 V:3 S:3 F:2 C:3

Total score 14x4 = 56

33) Aqila

My favorite star. I have favorite star. My favorite star is Ceng Zam-zam. He is 20 years old. He is a famous singer.

He handsome. He a singer shalawat. Many shalawat in the singing.?? He has voice the beautiful. I like be he it. He like singing in he likes jogging morning. Special he is a the no arrogant. He have 3 a sister.

/maɪ /'feɪvərɪt/ stɑ:r/ /aɪ həv /'feɪvərɪt/ stɑ:r/ /maɪ /'feɪvərɪt/ stɑ:r ɪz (Ceng) (Zamzam)/ /hi: ɪz (20) ʃi:rz oʊld/ /hi: ɪz ə 'feməs 'sɪndʒər/ /hi: 'hænsəm/ /hi: ə 'sɪndʒər (shalawat) // 'meni: (shalawat) ɪn ðə 'sɪndʒɪŋ/ /hi: həz vɔɪs ðə 'bjʊ:təfəl/ /aɪ **lak** bi: hi: ɪt/ /hi: laɪk 'sɪndʒɪŋ ɪn hi: laks 'dʒɑ:ɡɪŋ 'mɑ:rnɪŋ/ /'speʃəl hi: ɪz ə ðə **no** 'ærəɡənt/ /hi: həv (3) ə 'sɪstər/

Scoring:

He handsome should be he is handsome

Diksi

'**feməs** should be '**feməs**

vɔɪs should be **vɔɪs**

no should be **noʊ**

lak should be **laɪk**

P:3 V:3 S:3 F:3 C:4

Total score 16 x4 = 64

34) Maskur

My favorite Uje. I have favorite star is Uje. He is 38 years old. He is a handsome and he has pointed nose. I have favorite Uje because he has live a life of virtue.

/maɪ /'feɪvərɪt/ (Uje)/ /aɪ həv /'feɪvərɪt/ stɑːr ɪz (Uje)/ /hiː ɪz
(38) ʃiːrɪz **old**/ /hiː ɪz ə 'hænsəm ænd hiː həz 'pɔɪntɪd noʊz/
/aɪ həv /'feɪvərɪt/ (Uje) (because) hiː həz lɪv ə laɪf əv
'vɜːrtʃuː/

Scoring:

/'feɪvərɪt/ should be /'feɪvərɪt/

old/ should be **oold**/

'pɔɪntɪd should be 'pɔɪntɪd

P:3 V:3 S:3 F:3 C:4

Total score 16x4 = 64

35) Nur Ika

I have favorite star. My favorite star is Wirda Salamah Ulya or more famous is Wirda Mansyur. She is one of many people memorize Al-Qur'an. She has a beautiful eyes. Her skin white and very beautiful. She is a young girl of memorize Al-Qur'an. She is 16 years old. She also has beautiful voice.

/aɪ həv /'feɪvərɪt/ stɑːr/ /maɪ /'feɪvərɪt/ stɑːr ɪz (Wirda)
(Salamah) (Ulya) ə məːr (famous) ɪz (Wirda) (Mansyur)/
/ʃiː ɪz wʌn əv 'meniː 'piːpəl **memə ,raz** (AlQur'an)/ /ʃiː həz
ə 'bjuːtəfəl 'aɪz/ /hɜːr skɪn **hwat** ænd 'veriː 'bjuːtəfəl/ /ʃiː ɪz
ə jʌŋ ɡɜːrɪ əv **memə ,raɪz** (AlQur'an)/ /ʃiː ɪz (16) ʃiːrɪz **old**/ /ʃiː
'vɔːlsʊʊ həz 'bjuːtəfəl vɔɪs/

Scoring:

'feɪvərɪt/ should be 'feɪvərɪt/

hwat should be **hwat**

memə ,raz should be **memə ,raɪz**

old/ should be **oold**/

P:3 V:3 S:3 F:2 C:3

Total score 14x4 = 56

B. CONTROL CLASS(X E)

1) Alfinatuzzahrok

My favorite artist name is Shakti Aurora. Usually called Ranveer. He is very handsome. He is have white skin. And he is have nose pointed. He is tall. I like him because, He really have perfect appearance.

/maɪ /**fa.vər.ɪt**/ 'ɑ:rtɪst neɪm ɪz (Shakti) ɑ: 'rɔ:rə/ /'ju:ʒu:əli:
/**ko:led**/ (ranveer)/ /hi: ɪz 'veri: 'hænsəm/ /hi: ɪz həv hwart
skɪn/ /ænd hi: ɪz həv noʊz 'pɔɪntəd/ /hi: ɪz tə:l/ /aɪ laɪk hɪm
bɪ'kɔ:z hi: 'ri:əli: həv 'pɜ:fekt ə'peɪ:rəns/

Scoring:

/**fa.vər.ɪt**/ Should be /**feɪ.vər.ɪt**/

/**ko:led** / should be /**kɔ:ld**/

'**pɔɪntəd**/ should be /' **pɔɪntɪd**/

ə' **peɪa:rənte**/ should be /ə' **pi:rəns**/

P:2 V:3 S:3 F:2 C:3

Total score $13 \times 4 = 52$

2) Amidatul Ulya

Nikita willy. My favorite artist name is Nikita Willy. Usually called Nikita. She is very beautiful and so she is have hair nice. She is attractive and trendy.

(Nikita) 'waɪli/ /maɪ /**fa.vər.ɪt**/ 'ɑ:rtɪst neɪm ɪz (Nikita)
'waɪli/ /'ju:ʒu:əli: /**ko:led** (Nikita)/ /ʃi: ɪz 'veri: 'bju:təfəl
ænd soʊ ʃi: ɪz həv heɪ nɑɪs/ /ʃi: ɪz ə' **træktɪv** ænd /' **træn.di**/

Scoring:

/**fa.vər.ɪt**/ Should be /**feɪ.vər.ɪt**/

/**ko:led** / should be /**kɔ:ld**/

she is have should be she has

/**a' træktɪv**/ should be /ə' **træktɪv**/

/' **træn.di**/ should be /' **tren.di**/

P:3 V:3 S:3 F:3 C:3

Total score $15 \times 4 = 60$

3) Anisa Rohmawati

I have favorite artist. I'd like to introduce my favorite artist.

She name is Irish Bella. She is beautiful, smart, and stylish. She is artist the play role of.

/aɪ həv /**fa.vər.ɪt**/ 'ɑ:rtɪst/ /aɪd laɪk tu: ɪntrə'du:s mar
/**fa.vər.ɪt**/ 'ɑ:rtɪs/ /ʃi: **nem** ɪz 'aɪrɪʃ (Bella)/ /ʃi: ɪz 'bjʊ:təfəl
smɑ:rt ænd 'staɪz/ /ʃi: ɪz 'ɑ:rtɪs/ /ðə pleɪ rɔʊl əv/

Scoring:

/**fa.vər.ɪt**/ Should be /**feɪ.vər.ɪt**/

She should be **her**

/**nem**/ Should be /**neɪm**

'ɑ:rtɪs/ should be ɑ:rtɪst

P:2 V:3 S:3 F:2 C:3

Total score 13 x 4= 52

4) Aviva Ulya

I have favorite singer. Her name is Via Vallen. She is beautiful. She has a good voice. She is tall. Her fans name is Vianisty. Her hobby is singing. She has a sharp nose.

/aɪ həv /**fa.vər.ɪt**/ 'sɪndʒər/ /hɜ:r /**nem**/ ɪz 'vaɪə (Vallen)/ /ʃi:
ɪz 'bjʊ:təfəl/ /ʃi: həz ə /**gəd**/ vɔɪs/ /ʃi: ɪz tɔ:l/ /hɜ:r fænz neɪm
ɪz (Vianisty)/ /hɜ:r 'hɑ:bi: ɪz 'sɪndʒɪŋ/ /ʃi: həz ə /**zɑ:rp**/ **noz**/

Scoring:

/**fa.vər.ɪt**/ Should be /**feɪ.vər.ɪt**/

/**zɑ:rp** should be /**ʃɑ:rp** /

/**nem** / should be /**neɪm**/

/**gəd**/ should be /**gɒd**

/**noz**/ should be /**noʊz**/

P:3 V:3 S:3 F:2 C:3

Total score 14 x 4= 56

5) Damayanti Himmatul H.

Rizky Febian is actor film “Super Dede” he very handsome. He a good voice. He is good. He musicians. He white. He is black hair.

/(Rizky) (Febian) ɪz /ə' **ktor**/ film 'su:pər (Dede) **hi:**(paused)
'veri: 'hænsəm/ /**həi:** ə /**gəd**/ vɔɪs/ /hi: ɪz gɒd/ /hi:
mju: 'zɪfənz/ /hi: hwɑɪt/ /hi: ɪz blæk her/

Scoring:

/ə'ktɔr/ should be /'æktər/

/həi/ should be /hi

/gɒd / should be /gʊd/

He should be add **is**

He (second) should be add **skin**

P:2 V:2 S:2 F:3 C:3

Total score 12 x 4= 48

6) Dewi Anitasari

My name artist favorite name Aliando Syarif. He is handsome. He is like singing. Her sound like fine. He have trace the tall.

/maɪ neɪm 'ɑ:rtɪst /'fevərɪt/ neɪm (Aliando) (Syarif) /hi: ɪz 'hænsəm/ /hi: ɪz **lak** 'sɪndʒɪŋ/ /hɜ:r **sænd** laɪk faɪn/ /hi: həv treɪs ðə tə:l/

Scoring:

Diksi

/'fevərɪt/ should be /'fevərɪt/

Lak should be **laik**

Sand should be **saund**

P:2 V:3 S:3 F:2 C:3

Total score 13x4 = 52

7) Dwi Susilowati

Yuki Kato my favorite artist. My favorite artist name is Yuki Anggraini Kato. Usually called Yuki Kato. She is tall and have skin white. Her face is very beautiful with nose pointed. Her hair good. My opini Yuki Kato is smart student. And she is artist amazing.

/(Yuki) (Kato) maɪ /'fevərɪt/ 'ɑ:rtɪst/ /maɪ /'fevərɪt/ 'ɑ:rtɪst neɪm ɪz (Yuki) (Anggraini) (Kato) /'ju:zu:əli: kə:ld (Yuki) (Kato) /ʃi: ɪz tə:l ænd həv skɪn hwaɪt/ /hɜ:r feɪs ɪz 'veri: 'bjʊ:təfəl wɪð noʊz 'pɒntɪd/ /hɜ:r her **gad**/ /maɪ (opini) (Yuki) (Kato) ɪz smɑ:rt 'stu:dnt/ /ænd ʃi: ɪz 'ɑ:rtɪst ə'meɪzɪŋ/

Scoring:

gad/ should be **god/**

'**pəntɪd/** should be '**pəntɪd/**

P:4 V:4 S:3 F:3 C:4

Total score $18 \times 4 = 72$

8) Erlita Whinda L.

My favorite singer. I have favorite singer. **She is name**
Prilly Latuconsina. She is beautiful girl. She is not very tall.
She is have song good. She is also have artist.

/maɪ /'fɛvərɪt/ 'sɪndʒər/ /aɪ həv /'feɪvərɪt/'sɪndʒər/ /ʃi: ɪz
nem (prilly) (Latuconsina) /ʃi: ɪz 'bjʊ:təfəl gɜ:rl/ /ʃi: ɪz nɑ:t
'veri: tɔ:l/ /ʃi: ɪz həv sɔ:ŋ gʊd/ /ʃi: ɪz 'ɔ:lsʊ həv 'ɑ:rtɪst/

Scoring:

She is name should be her name is

/'fɛvərɪt/ should be /'feɪvərɪt/

Nem should be **nem**

'ɔ:lsʊ should be 'ɔ:lsʊʊ

P:2 V:2 S:2 F:3 C:3

Total score $12 \times 4 = 48$

9) Fitrotul Mubarakah

I have favorite artis. She is name Rizky Nazar. He is very
handsome. He is tall song is beautiful, skin white, he has
black hair.

/aɪ həv /'fɛvərɪt/ ɑ:rtɪs/ /ʃi: ɪz **nem** (Rizky) (Nazar) /hi: ɪz
'veri: 'hænsəm/ /hi: ɪz tɔ:l sɔ:ŋ ɪz 'bjʊ:təfəl skɪn **wait** hi: həz
blæk her/

Scoring:

/'fɛvərɪt/ should be /'feɪvərɪt/

Nem should be **nem**

wait should be **hwait**

P:3 V:3 S:3 F:3 C:3

Total score $15 \times 4 = 60$

10) Hanik Nur K.

My favorite artist she is Aldora. She is beautiful. She is tall
she is very beautiful. The fashion she is very beautiful. And
she is white. The style this choose really matches on she.
She has long black hair.

/maɪ /'feɪvərɪt/ 'ɑ:tɪst fɪ: ɪz (Aldora) /fɪ: ɪz 'bju:təfʊl/ /fɪ: ɪz tɔ:l fɪ: ɪz 'veri 'bju:təfʊl/ /ðə 'fæʃən fɪ: ɪz 'veri 'bju:təfʊl/ /ænd fɪ: ɪz hwaɪt/ /ðə **setaɪl** ðɪs ʃu:z '**rɪli** 'mæʃɪz ɒn fɪ:/ /fɪ: hæz lɒŋ blæk heə/

Scoring:

/'feɪvərɪt/ should be /'feɪvərɪt/

setaɪl should be **staɪl**

'**rɪli** should be '**rɪəli**

P:2 V:3 S:3 F:2 C:3

Total score 13x4 = 52

11) Ifaturrosihah

I have people my favorite artist. **His name** Sahrukhan. He has smart tall body. Short hair. His good voice. And good acting. His always want to be a trend setter of the day.

/aɪ hæv 'pi:pl maɪ /'feɪvərɪt/ 'ɑ:tɪst/ /hɪz **nem** (Sahrukhan) /hi: hæz smɑ:t tɔ:l 'bɒdi/ /ʃɔ:t heə/ /hɪz gʊd **vɔ:s** /ænd gʊd 'æktɪŋ/ /hɪz 'ɔ:lweɪz wɒnt tə bi: ə trend 'setə əv ðə **de**/

Scoring:

Diksi

His name should be his name is

nem should be **neɪm**

vɔ:s/ should be **vɔ:ɪs**/

de/ should be **deɪ**/

P: 3 V:3 S:3 F:2 C:3

Total score 14x4 = 56

12) Itsna A'la Mustawa

I have favorite singer. His name is Harris Jung or Harris J. He is very handsome for me. He has good voice. He was born on London, may 24 1997. His hobby is playing football and singing. He has a sharp nose. He has brown hair.

/aɪ hæv /'feɪvərɪt/ 'sɪŋə/ /hɪz **nem** ɪz (Harris) (Jung) ə (Harris) (J) hi: ɪz 'veri 'hænsəm fə mi:/ /hi: hæz gʊd **vɔ:s** /hi: wəz bɔ:n ɒn (London) meɪ (24) (1997)/ /hɪz 'hɒbi ɪz 'pleɪŋ 'fʊtbɔ:l ænd 'sɪŋɪŋ/ /hi: hæz ə ʃɑ:p **nʊz** /hi: hæz braʊn heə/

Scoring:

Nem should be **nem**

vɔs/ should be **vɔɪs/**

nɔz/ should be **nəʊz/**

P:3 V:3 S:3 F:2 C:3

Total score $14 \times 4 = 56$

13) Kamilia Damayanti

My artist idola she name is Raisa. She is beautiful. She has a good voice. She is from Jakarta. She is very tall. She have religion islam.

/maɪ 'ɑ:tɪst (idola) ʃi: **nem** ɪz (Raisa)/ /ʃi: ɪz 'bju:təfʊl/ /ʃi: hæz ə gʊd **vɔs/** /ʃi: ɪz frəm (Jakarta)/ /ʃi: ɪz 'veri tə:l/ /ʃi: həv rɪ 'lɪdʒən 'ɪslɑ:m/

Scoring:

Nem should be **nem**

vɔs/ should be **vɔɪs/**

'**ɪslɑ:m/** should be '**ɪzla:m/**

P:3 V:3 S:3 F:3 C:4

Total score $16 \times 4 = 64$

14) Kholisatus Sa'adah

I have favorite artist Aura Kasih. I **does** she like beautiful. She really have perfect. I like style. She is very good. She sound like fine. She have very orderly.

/aɪ həv /'feɪvərɪt/ 'ɑ:tɪst 'ɔ:rə (Kasih)/ /aɪ dʌz ʃi: **læk** 'bju:təfʊl/ /ʃi: 'rɪli həv 'pɜ:fɪkt/ /aɪ laɪk stɑɪl/ /ʃi: ɪz 'veri gʊd/ /ʃi: saʊnd laɪk faɪn/ /ʃi: həv 'veri 'ɔ:dəli/

Scoring:

Diksi

Læk should be **læk**

'**rɪli** should be '**rɪəli**

P:3 V:3 S:3 F:3 C: 3

Total score $15 \times 4 = 60$

15) Lis Syarifah

Verrel Bramasta is actor film "Anak Sekolahan" he as have a role as Bintang. He is very handsome. He is very cool. He has tall man. He has white skin. He is attractive and trendy.

/(Verrel) (Bramasta) ɪz 'æktə film (Anak) (Sekolahan) hi:
æz həv ə **rɒl** æz (Bintang)/ /hi: ɪz 'veri 'hænsəm/ /hi: ɪz
'veri ku:l/ /hi: həz tɔ:l mæn/ /hi: həz **wɑ:t** skɪn/ /hi: ɪz
(attractive) ənd (trendy)/

Scoring:

Diksi

wɑ:t should be **hwaɪt**

rɒl should be **rəʊl**

P: 3 V:3 S:3 F:3 C:3

Total score 15 x4 = 60

16) Luluk Nurul M.

I like Syahrini because she is beautiful, white skin, and beautiful eyes. **She have** appearance interesting. She have long hair. And she have body beautiful. Special for she is have a good voice and in appearance she always cetar.

/aɪ laɪk (Syahrini) (because) ʃi: ɪz 'bju:təfʊl waɪt skɪn ənd
'bju:təfʊl 'aɪz/ /ʃi: həv ə **'pɪərəns** 'ɪntrɪstɪŋ/ /ʃi: həv lɒŋ heə/
/ənd ʃi: həv 'bɒdi 'bju:təfʊl/ /'speʃəl fə ʃi: ɪz həv ə gʊd **vɔ:s**
ənd ɪn ə'pɪərəns ʃi: 'ɔ:lweɪz (cetar)/

Scoring:

She have should be she has

ə'pɪərəns should be **ə'pɪərəns**

vɔ:s should be **vɔ:ɪs**

P:3 V:3 S:3 F:2 C:3

Total score 14 x4 = 56

17) Luthfia Ulfa

My artist idola he is Maher Zaen. He has a good voice. He is handsome. He has tall man, white, fine, friendly with fans. He have a religion islam.

/maɪ 'ɑ:tɪst (idola) hi: ɪz (maher) (Zaen)/ /hi: həz ə **gɑ:d**
(voice)/ /hi: ɪz 'hænsəm/ /hi: həz tɔ:l mæn waɪt faɪn 'frendli
wɪð fænz/ /hi: həv ə rɪ'liʒjən 'ɪzlɑ:m/

Scoring:

Diksi

/maɪ should be /maɪ

Gad should be **god**

P:3 V:3 S:3 F:3 C:3

Total score 15 x4 = 60

18) Mammukhah

My favorite she is Iis Dahlia you.. beautiful. Already old stiiil young. Have skin white. She is have eyes big and beautiful. She is head black and straight.

/maɪ /'feɪvərɪt/ ʃi: ɪz 'aɪz 'deɪljə jʊ 'bjʊ:təfʊl/ /ɔ:l'reɪdɪ əld (stiiil) jʌŋ/ /həv skɪn waɪt/ /ʃi: ɪz həv 'æz bɪg ənd 'bjʊ:təfʊl/ /ʃi: ɪz hed blæk ənd streɪt/

Scoring:

/'feɪvərɪt/ should be /'feɪvərɪt/

əld should be əld

'æz should be 'æz

P:2 V:3 S:2 F:2 C:2

Total score 11 x4 = 44

19) Meylinda Puji Saidati

My favorite singer name is Aliando Syarif. Usually called is Aliando. He is handsome. He is have skin white and nose pointed. Im like his because his song good.

/maɪ /'feɪvərɪt/ 'sɪŋə neɪm ɪz (Aliando) (Syarif)/ /'ju:ʒəlɪ kɔ:ld ɪz (Aliando)/ /hi: ɪz 'hænsəm/ /hi: ɪz həv skɪn waɪt ənd nəʊz 'pɔɪntɪd/ /(Im) laɪk hɪz bɪ'kɔ:z hɪz sɒŋ gʊd/

Scoring:

/'feɪvərɪt/ should be /'feɪvərɪt/

'ju:ʒəlɪ should be 'ju:ʒəlɪ

P:3 V:3 S:3 F:3 C:4

Total score 16 x4 = 64

20) Muna Najjati

My favorite is Harris J. He is from London. He has white skin, a curly hair and tall body. My favorite song from his song is "My Hero" i like him because his good voice and he memorizing the holly Qur'an.

/maɪ /'feɪvərɪt/ ɪz (Harris) (J) hi: ɪz frɒm (London)/ /hi: həz waɪt skɪn ə 'kɜ:lɪ heə ənd tə:l 'bɒdɪ/ /maɪ /'feɪvərɪt/ sɒŋ frɒm hɪz sɒŋ ɪz maɪ 'hɪərəʊ əɪ laɪk hɪm bɪ'kɔ:z hɪz gʊd vɔ:s ənd hi:

'**meməraziŋ** ðə 'hɒlɪ (Qur'an)/

Scoring:

/'**fevərit**/ should be /' **fevərit**/

vəs should be **vəɪs**

'**meməraziŋ** should be '**meməraziŋ**

P:4 V:4 S:3 F:3 C:4

Total score $18 \times 4 = 72$

21) Nailus Sa'adah

I have favorite singer. His name is Fildan. He is singer in D'Academy. He is handsome. He is smart playing guitar. If he singing always while playing guitar. His appearance is very natural. His song is very nice.

/aɪ həv /' **fevərit**/ 'sɪŋə/ /hɪz **nem** ɪz (Fildan)/ /hi: ɪz 'sɪŋə ɪn (D'Academy)/ /hi: ɪz 'hænsəm/ /hi: ɪz smɑ:t 'pleɪŋ gr'tɑ:./ /ɪf hi: 'sɪŋŋ 'ɔ:lweɪz **wɪl** 'pleɪŋ gr'tɑ:./ /hɪz ə'piərəns ɪz 'veri 'nætʃrəl/ /hɪz sɒŋ ɪz 'veri naɪs/

Scoring:

/'**fevərit**/ should be /' **fevərit**/

Nem should be **nem**

wɪl should be **wail**

P:3 V:3 S:3 F:3 C:3

Total score $15 \times 4 = 60$

22) Niya Maulina

My name artist favorite is Natasha Wilona. Describe about a physical appearance beautiful. She is good, attractive. My special favorite sound.

/maɪ neɪm 'ɑ:tɪst /' **fevərit**/ ɪz (Natasha) (Wilona)/ /dɪs'kraɪb ə'baʊt ə (physical) ə' **piərəns** 'bjʊ:təfʊl/ /ʃi: ɪz gʊd ə'træktɪv/ /maɪ 'speʃəl (favorite) **səʊnd**/

Scoring:

/'**fevərit**/ should be /' **fevərit**/

ə' **piərəns** should be ə' **piərəns**

səʊnd/ should be **saʊnd**/

P:2 V:2 S:2 F:3 C:3

Total score $12 \times 4 = 48$

23) Nurul 'Izaa

My artist idola. Her name is Aliando. He is very handsome. He has a good voice. He is tall. He is very handsome. She is from Jakarta. He is hobby singing. He have religion islam.

/maɪ 'ɑ:tɪst (idola)/ /hɜ: **nem** ɪz (Aliando)/ /hi: ɪz 'verɪ
'hænsəm/ /hi: hæz ə gʊd **vɔs**/ /hi: ɪz tɔ:l/ /hi: ɪz 'verɪ
'hænsəm/ /ʃi: ɪz frɒm (Jakarta)/ /hi: ɪz 'hɒbɪ 'sɪŋɪŋ/ /hi: həv
rɪ'ɪdʒən 'ɪslɑ:m/

Scoring:

Nem should be **nem**

vɔs/ should be **vɔɪs**/

'**ɪslɑ:m**/ should be '**ɪzlɑ:m**/

P:2 V:2 S:2 F:3 C:3

Total score $12 \times 4 = 48$

24) Putri Larasati

My artist idola. She is Prilly Latuconsina. She is beautiful. She has good voice. She is from Jakarta. She is genius. She is hobby singing and smart acting. She have a religion islami.

/maɪ 'ɑ:tɪst (idola)/ /hɜ: **nem** ɪz (Aliando)/ /hi: ɪz 'verɪ
'hænsəm/ /hi: hæz ə gʊd **vɔs**/ /hi: ɪz tɔ:l/ /hi: ɪz 'verɪ
'hænsəm/ /ʃi: ɪz frɒm (Jakarta)/ /hi: ɪz 'hɒbɪ 'sɪŋɪŋ/ /hi: həv
rɪ'ɪdʒən 'ɪslɑ:m/

Scoring:

Nem should be **nem**

vɔs/ should be **vɔɪs**/

'**ɪslɑ:m**/ should be '**ɪzlɑ:m**/

P:3 V:3 S:3 F:3 C:3

Total score $15 \times 4 = 60$

25) Reza Maulida Maftukha

My artist idola her name is Petra Sihombing. He has a good voice. He is very tall. He is from Jakarta. He is handsome he have religion Khatolik.

/mɪ 'ɑ:rtɪst (idola) hɜ:r **nem** ɪz (Petra) (Sihombing)/
'hi: hæz ə gʊd **vɔs**/ /hi: ɪz 'veri: tɔ:l/ /hi: ɪz frʌm (Jakarta)/

/hi: ɪz 'hænsʌm hi: həv ɪr 'lɪdʒən (Khatolik)/

Scoring:

/mɪʃʊld be / mɑɪ

Nem should be **neim**

vɔs/ should be vɔɪs/

P:3 V:3 S:3 F:2 C:3

Total score 14 x4 = 56

26) Riza Arum Ningtyas

I have favorite singer. She is name Lesti. She is beautiful, nice, funny. She not very tall. And white skin. Im like her beacause her song good.

/aɪ həv /'fevərɪt/ 'sɪndʒər/ /ʃi: ɪz **nem** (Lesti)/ /ʃi: ɪz 'bjʊ:təfəl nɑ:s 'fʌni:/ /ʃi: nɑ:t 'veri: tɔ:l/ /ænd **wart** skɪn/ /**(Im) læk** hɜ:r (beacause) hɜ:r sɔ:ŋ gʊd/

Scoring:

/'fevərɪt/ should be /'fevərɪt/

Nem should be **neim**

wart should be **hwart**

læk should be **læk**

P:3 V:3 S:3 F:3 C:3

Total score 15 x4 = 60

27) Rusydiyana 'Aiya Salma

Afgan. He is handsome. He is smart. He is a good voice. He is a tall and he is special is a attractive and style and then a good voice.

/(Afgan)/ /hi: ɪz 'hænsʌm/ /hi: ɪz smɑ:rt/ /hi: ɪz ə gʊd vɔs/ /hi: ɪz ə tɔ:l ænd hi: ɪz 'speʃəl ɪz ə ə'træktɪv ænd stɑɪl ænd ðen ə gʊd vɔɪs/

Scoring:

diksi

vɔs/ should be vɔɪs/

P:2 V:2 S:2 F:3 C:3

Total score 12 x4 = 48

28) Shifaul Fauziyah

My name is favorite artis Lesti. I does she like is beaytiful. She is very good. She sound like fine. She really have

perfect. I like style.

/maɪ **nem** ɪz /'feɪvəri/ ɑ:rtɪs (Lesti)/ /aɪ dʌz ʃi: laɪk ɪz
(beaytiful)/ /ʃi: ɪz 'veri: gʊd/ /ʃi: **sɒnd** laɪk fəm/ /ʃi: 'ri:əli:
həv 'pɑ:fekt/ /aɪ laɪk **stɪl**/

Scoring:

Nem should be **nem**

/'feɪvəri/ should be /'feɪvəri/

sɒnd should be **saʊnd**

stɪl/ should be **stail**/

P:2 V:2 S:2 F:3 C:3

Total score 12 x 4 = 48

29) Sintana Farida

My favorite artist is Prilly Latuconsina. She is beautiful.
She is have a song good. She is she is tall. She is body
perfect. **She is have** long body. He is a song good.

/maɪ /'feɪvəri/ 'ɑ:rtɪst ɪz (prilly) (Latuconsina)/ /ʃi: ɪz
'bju:təfəl/ /ʃi: ɪz həv ə sɔ:ŋ gʊd/ /ʃi: ɪz ʃi: ɪz tə:l/ /ʃi: ɪz
'bɑ:di: 'pɑ:fekt/ /ʃi: ɪz həv lɔ:ŋ 'bɑ:di:/ /hi: ɪz ə sɔ:ŋ gʊd/

Scoring:

/'feɪvəri/ should be 'feɪvəri

She is should be she has

P:3 V:3 S:3 F:2 C:3

Total score 14 x 4 = 56

30) Siti Nur Hidayah

Natasya Wilona is actor film. She is very beautiful, good,
no arrogant, she hight, good appearance, smart. She white
skin. She creative in the make up. She really have perfect.
Natasya Wilona is actor film.

/(Natasya) (Wilona) ɪz 'æktər fɪlm/

/ʃi: ɪz 'veri: 'bju:təfəl gʊd **nɔ** 'ærəgənt ʃi: (hight) gʊd
ə'pi:rəns smɑ:rt/ /ʃi: **wɑ:t** skɪn/ /ʃi: kri:'eɪtvɪn ɪn ðə **mek** ʌp/
'ri:əli: həv 'pɑ:fekt/

Scoring:

nɔ should be **nɔʊ**

wɑ:t should be **hwɑ:t**

mek should be **meik**
P:3 V:3 S:3 F:3 C:3
Total score 15 x4 = 60

31) Syarifatul Atiyah

Prilly Latuconsina. She is beautiful, smart, she is a good voice. She is girl skin white. And **she is** black hair, and good heart, she is special is a good voice.

/(prilly) (Latuconsina)/ /ʃi: ɪz 'bju:təfəl smɑ:rt ʃi: ɪz ə gʊd vɔɪs/ /ʃi: ɪz gɜ:rl skɪn **wait**/ /ænd ʃi: ɪz blæk her ænd gʊd hɑ:rt ʃi: ɪz 'speʃəl ɪz ə gʊd vɔɪs/

Scoring:

wait/ should be **hwait**/
she is should be **she has**
vɔɪs/ should be **vɔɪs**/

P:2 V:2 S:2 F:3 C:3
Total score 12 x4 = 48

32) Tri Eli Ermawati

My favorite artist is Iis Dahlia. She is beautiful. She is have song. She is smart. She always want to be trend setter of the day. She is style good. I like style. He is from Jakarta. She is have long body. The hair long color black.his song good.

/maɪ /'feɪvərɪt/'ɑ:rtɪst ɪz 'aɪz 'dæljə/ /ʃi: ɪz 'bju:təfəl/ /ʃi: ɪz həv sɔ:ŋ/ /ʃi: ɪz smɑ:rt/ /ʃi: 'ɔ:lweɪz wɑ:nt to be trend 'setər əv ðə deɪ/ /ʃi: ɪz staɪl gʊd/ /aɪ **lak** staɪl/ /hi: ɪz **from** (Jakarta)/ /ʃi: ɪz həv lɔ:ŋ 'bɑ:di:/ /ðə her lɔ:ŋ 'kɒləɪz blæks sɔ:ŋ gʊd/

Scoring:

/'feɪvərɪt/ should be /'feɪvərɪt/
'ɔ:lweɪz should be 'ɔ:lweɪz
Lak should be **laɪk**

From should be **fɾʌm**
P:3 V:3 S:3 F:2 C:3
Total score 14 x4 = 56

33) Ullya Naelis Sa'adah

Raisa. She is beautiful. She is singer. **I like it** because she is have a good voice. She skin is white. She has black hair.

/(Raisa)/ /ʃi: ɪz 'bju:təfəl/ /ʃi: ɪz 'sɪŋdʒər/ /aɪ **laɪk** ɪt
(because) ʃi: ɪz hæv ə gʊd vɔɪs/ /ʃi: skɪn ɪz **wɑɪt**/ /ʃi: hæz
blæk her/

Scoring:

I like it should be i like/love her

Lak should be **laɪk**

wɑɪt/ should be **hwɑɪt**/

P:3 V:3 S:3 F:2 C:3

Total score 14 x4 = 56

34) Veny Lia Azhari

My favorite singer. I have favorite singer. Her name is Via Vallen. She is beautiful. She has long hair. She has nice song.

/maɪ /'fɛvərɪt/'sɪŋdʒər/ /aɪ hæv /'fɛvərɪt/'sɪŋdʒər/ /hɜ:r **nɛm**
ɪz 'vaɪə (Vallen)/ /ʃi: ɪz 'bju:təfəl/ /ʃi: hæz lɔ:ŋ her/ /ʃi: hæz
nɑ:s sɔ:ŋ/

Scoring:

/'fɛvərɪt/ should be /'fɛvərɪt/

Nem should be **nɛm**

nɑ:s should be **nɑ:ɪs**

P:3 V:3 S:3 F:2 C:3

Total score 14 x4 = 56

35) Yuni Sholichatul M.

I have my favorite artist. I'd like to introduce my favorite artist. He is name Iqbal Diafakhri Ramadhan. He is from Bandung. He was born December 23 1999. He is very handsome, smart and he is a singer.

I have my favorite artist.

/aɪ hæv maɪ (favorite) 'ɑ:rtɪst/

/aɪd laɪk tu: ɪntrə'du:s maɪ /'fɛvərɪt/ 'ɑ:rtɪst/ /hi: ɪz **nɛm**
(Iqbal) (Diafakhri) (Ramadhan)/

/hi: ɪz frʌm (Bandung)/ /hi: **wɒs** bɔ:rn **dɑ'sembər** (23)

(1999)/hi: ɪz 'veri: 'hænsʌm smɑ:rt ænd hi: ɪz ə 'sɪndʒər/

Scoring:

/ 'fevərɪt/ should be **/ 'feɪvərɪt/**

Nem should be **neɪm**

dɑ'sembər dɪ'sembər

wʌs should be **wʌz**

P:3 V:3 S:3 F:2 C:3

Total score 14 x4 = 56

Appendix 5

INSTRUMENT OF POST-TEST OF SPEAKING ON DESCRIPTIVE TEXT

Material : Descriptive Text

Instruction

Please answer these questions below!

4. Make descriptive text about people!
5. The duration of making a draft is 20 minutes.
6. You can describe the people based on the following:
 - e. The name of your favorite artist/ singer.
 - f. What does she/he look like? Describe about a physical appearance!
 - g. What is so special about your favorite artist/ singer?
 - h. After that you have to practice it orally! Good luck!

Appendix 6

TRANSCRIPT AUDIO OF POST-TEST

A. EXPERIMENTAL CLASS(XF)

1) Alifah Zulfa

My favorite singer he is Iqbal Diafahri Ramadhan. He is tall, **her** skin is black sweet. He is so handsome, **her** voice is so beautiful, her hair is honest. Her hobby is singing. He is **17** years old. I so like him.

/maɪ /**fa.vər.it**/ 'sɪndʒər hi: ɪz (Iqbal) (Diafahri) (Ramadhan)/ /hi: ɪz /tɔ:l/ hɜ:r /skɪn/ ɪz /blæk/ swi:t/ /hi: ɪz sʊ 'hænsəm hɜ:r vɔɪs ɪz sʊ 'bjʊ:təfəl hɜ:r her ɪz 'ɑ:nɪst/ /hɜ:r 'hɑ:bi: ɪz 'sɪndʒɪŋ/ /hi: ɪz /,sev.ən'ti:n/ jɪ:rɪz ɔʊld/ /aɪ sʊ laɪk hɪm/

Scoring:

/**fa.vər.it**/ Should be /**feɪ.vər.it**/

Her should be **his**

P:4 V:4 S:3 F:3 C:4

Total score $18 \times 4 = 72$

2) Ana Farikah

My favorite artist is Rizky Nazar. He complete name is Rizky Nazar. He nick name is Rizky. He face is handsome. He body is tall. He playing on film “Anak Sekolahan”

/maɪ /**fa.vər.it**/ 'ɑ:rtɪst ɪz (Rizky) (Nazar)/ /hi: kəm'pli:t neɪm ɪz (Rizky) (Nazar)/ /hi: nɪk /**nem**/ ɪz (Rizky)/ /hi: **fes** ɪz 'hænsəm/ /hi: 'bɑ:di: ɪz tɔ:l/ /hi: 'pleɪŋ ɑ:n film (Anak) (Sekolahan)/

Scoring:

/**fa.vər.it**/ Should be /**feɪ.vər.it**/

He should be **his**

/**fes**/ should be /**feɪs**/

/**nem**/should be /**neɪm**/

P:3 V:3 S:3 F:3 C:3

Total score $15 \times 4 = 60$

3) Arisda Nur Aisah

Assalamu'alaikum. Hi guys! My favorite artist is Mario Teguh. He is handsome, **he is her** body tall and strong(paused...). I like his because clever to take care words. He is is 45 old. he is bold as Ipin. His eyes are brown. He is good appearance in his nose.

/(Assalamu'alaikum)/ /haɪ 'gaɪz/ /maɪ /**faɪ.vər.it**/ 'ɑ:rtɪst ɪz (Mario)

(Teguh)/hi: ɪz 'hænsʌm hi: ɪz hɜ:r 'bɑ:di: tɔ:l ænd strɔ:ŋ/ /aɪ laɪk
hɪz br'kɔ:z 'klevər tu: teɪk ker wɜ:rdz/ /hi: ɪz ɪz /'fɔ:r.tj/ /faɪv/
oʊld/ /hi: ɪz boʊld æz (Ipin)/ /hɪz 'aɪz ɑ:r braʊn/ /hi: ɪz gɒd
/ə'ppə:r.ɒnt/ m hɪz noʊz/

Scoring:

Double “is”

He is her should be he has

/ə'ppə:r.ɒnt/ should be /ə'pi:rəns/

P:4 V:4 S:3 F:3 C:4

Total score 18 x 4= 72

4) Azimatul Ulya

My favorite artist is Ria Ricis. She is younger sister from Oky setiana Dewi. She is very trendy and beautiful and so cute. Her body is slim and stylis. Her skin is white. She is artist youtube and instagram.

/maɪ /'feɪ.vər.ɪt/ 'ɑ:rtɪst ɪz (Ria) (Ricis)/ /ʃi: ɪz 'jʌŋə 'sɪstər frʌm
(Oky) (setiana) (Dewi)/ /ʃi: ɪz 'veri: (trendy) ænd 'bju:təfəl ænd
soʊ kju:t/ /hɜ:r 'bɑ:di: ɪz slɪm ænd 'staɪz/ /hɜ:r skɪn ɪz hwɪt/ /ʃi: ɪz
'ɑ:rtɪst /'u:.tu:b/ ænd /' /'ɪnstɑ:grəm/

Scoring:

/'ɪnstɑ:grəm/ Should be /'ɪn.stə.grəm/

/'u:.tu:b/ Should be /'ju:.tju:b/

P:4 V:4 S:3 F:3 C:4

Total score 18 x 4= 72

5) Dyah Isna Faradilla

My favorite.. my favorite Rizky Nazar. He a actor. /maɪ /'fa.vər.ɪt/
maɪ /'fa.vər.ɪt/ (Rizky) (Nazar)/ /hi: ə 'aktɔr/

Scoring:

/'fa.vər.ɪt/ Should be /'feɪ.vər.ɪt/

'aktɔr/ should be /'æktər/

P:2 V:2 S:2 F:3 C:3

Total score 12 x 4= 48

6) Eva Aulya Ananda

My favorite star. My favorite artist Rizki Febian. He is tall
and hair is black. He is very handsome. He is clever singer.

/maɪ /'feɪvərɪt/stɑːr/ /maɪ /'feɪvərɪt/'ɑːrtɪst (Rizki) (Febian)/
/hiː ɪz tɔːl ænd 'herː ɪz blæk/ /hiː ɪz 'veriː 'hænsʌm/ /hiː ɪz
'kleɪvər 'sɪndʒər/

Scoring:

/'feɪvərɪt/ should be 'feɪvərɪt

Diksi clever should be ex: smart

P:3 V:3 S:3 F:3 C:3

Total score $15 \times 4 = 60$

7) Fatihatuz Zulfa

I have a favorite artist. She is Natasya Willona. She is beautiful. **Hair is** long and soft. She is sweet. Body is slim. Keep smile, seldom, angry talking? soft.

/aɪ həv ə /'feɪvərɪt/ 'ɑːrtɪst/ /ʃiː ɪz (Natasya) (Willona)/ /ʃiː ɪz
'bjuːtəfəl/ /her ɪz lɔːŋ ænd sɔːft/ /ʃiː ɪz swiːt/ /'bɑːdiː ɪz slɪm/
/kiːp smaɪl 'seldəm 'æŋgriː (talking) sɔːft/

Scoring:

Hair is should be her hair

The last diksi

P:4 V:4 S:4 F:4 C:4

Total score $20 \times 4 = 80$

8) Fizna Zulfia R.

My favorite star. I have favorite star. She is Lesty D'Academy. She is singer, she is have skin sweet and dark brown. She is beautiful face. She is have short hair many people the like with.

/maɪ /'feɪvərɪt/ stɑːr/ /aɪ həv /'feɪvərɪt/ stɑːr/ /ʃiː ɪz (Lesty)
(D'Academy)/ /ʃiː ɪz 'sɪndʒər ʃiː ɪz həv skɪn swiːt ænd dɑːrk
brɒn/ /ʃiː ɪz 'bjuːtəfəl **fes/** /ʃiː ɪz həv ʃɔːrt her 'meniː 'piːpəl
ðə laɪk wɪð/

Scoring:

She is should be she has

brɒn/ should be **braʊn/**

fes/ should be **feɪs/**

P:3 V:3 S:3 F:3 C:3

Total score $15 \times 4 = 60$

9) Hanuna Kamelia

My favorite artist. Her name is Verrel Bramasta. He skin is white. He is handsome. Hair is black. He is tall. He smile is sweet. He hair is short and he is cool.

/maɪ /'feɪvərɪt/ 'ɑ:rtɪst/ /hɜ:r neɪm ɪz (Verrel) (Bramasta)/ /hi: skɪn ɪz hwaɪt/ /hi: ɪz 'hænsəm/ /her ɪz blæk/ /hi: ɪz tə:l/ /hi: smɪl ɪz swi:t/ /hi: her ɪz ʃɔ:rt ænd hi: ɪz ku:l/

Scoring:

He skin should be he has

/'feɪvərɪt/ should be /'feɪvərɪt/

smɪl should be **smal**

he smile should be **his smile**

P:2 V:3 S:3 F:2 C:3

Total score $13 \times 4 = 52$

10) Iftitakhatul Muna

I have favorite star. My favorite artist Ega D'Academy 2. My favorite Ega because she have beautiful voice. She is a famous singer. She is hijabers many people the like with.. because she is beautiful and beautiful voice.

/aɪ həv /'feɪvərɪt/ stɑ:r/ /maɪ /'feɪvərɪt/ 'ɑ:rtɪst (Ega) (D'Academy) (2)/ /maɪ (favorite) (Ega) brɪ'kɔ:z ʃi: həv 'bju:təfəl vɔ:s/ /ʃi: ɪz ə 'feməs 'sɪndʒər/ /ʃi: ɪz (hijabers) 'meni: 'pi:pəl ðə laɪk wɪð brɪ'kɔ:z ʃi: ɪz 'bju:təfəl ænd 'bju:təfəl vɔ:s/

Scoring:

/'feɪvərɪt/ should be /'feɪvərɪt/

vɔ:s/ should be **vɔ:s/**

'**feməs** should be '**feɪməs**

P:4 V:4 S:3 F:3 C:4

Total score $18 \times 4 = 72$

11) Irma Rahmawati

I have a favorite singer. He is a famous. His name is Haris J. He is very handsome. And his skin is white. He is a singer religion. His song is famous in the world. His hair is brown and curly.

/aɪ həv ə /'feɪvərɪt/ 'sɪndʒər/ /hi: ɪz ə 'feɪməs/ /hɪz neɪm ɪz
hɑ:z (J) hi: ɪz 'veri: 'hænsʌm/ /ænd hɪz skɪn ɪz **waɪt**/ /hi: ɪz ə
'sɪndʒər rɪ'ɪdʒən/ /hɪz sɔ:ŋ ɪz 'feɪməs ɪn ðə wɜ:rld/ /hɪz her
ɪz **brɒn** ænd 'kɜ:rlɪ:/

Scoring:

waɪt/ should be **hwaɪt**/

brɒn should be **braʊn**

P:4 V:4 S:4 F:4 C:4

Total score 20 x4 = 80

12) Izzah Lin Nisa

Natasha Willona. Natasha Willona is my favorite artist. She is beautiful. She is long hair. She is young. She is tall. And she is smart. I like Natasha Willona.

/(Natasha) (Willona)/ /(Natasha) (Willona) ɪz **mɪ** /'feɪvərɪt/
'ɑ:rtɪst/ /ʃi: ɪz 'bjʊ:təfəl/ /ʃi: ɪz lɔ:ŋ her/ /ʃi: ɪz jʌŋ/ /ʃi: ɪz tə:l/
/ænd ʃi: ɪz smɑ:rt/ /aɪ **lɪk** (Natasha) (Willona)/

Scoring:

/'feɪvərɪt/ should be /'feɪvərɪt/

lɪk should be **laɪk**

mɪ should be **maɪ**

P:3 V:3 S:3 F:3 C:4

Total score 16 x4 = 64

13) Khofshotur Richmah

I have favorite singer. My favorite singer is Maudy Ayunda. She is beautiful, sweet, tall, skin white, thin, and she have beautiful voice.

/aɪ həv /'feɪvərɪt/ 'sɪndʒər/ /maɪ /'feɪvərɪt/ 'sɪndʒər ɪz
(Maudy) (Ayunda)/ /ʃi: ɪz 'bjʊ:təfəl swi:t tə:l skɪn **waɪt** θɪn
ænd ʃi: həv 'bjʊ:təfəl vɔɪs/

Scoring:

/'feɪvərɪt/ should be /'feɪvərɪt/

waɪt should be **hwaɪt**

P:4 V:4 S:3 F:3 C:4

Total score 18 x4 = 72

14) Layinatus Syifa

My favorite artist is Wirda Salamah Ulya. She is beautiful. She is artist muslimah. She is memorize of Al-Qur'an. She is available. She is white skin.

/maɪ /'feɪvərɪt/ 'ɑ:rtɪst ɪz (Wirda) (Salamah) (Ulya) /ʃi: ɪz 'bju:təfəl/ /ʃi: ɪz 'ɑ:rtɪst (muslimah)/ /ʃi: ɪz **memə,raz** əv (AlQur'an)/ /ʃi: ɪz ə'**veləbəl**/ /ʃi: ɪz hwaɪt skɪn/

Scoring:

Diksi

memə,raz should be **memə,raɪz**

ə'**veləbəl**/ should be ə'**veləbəl**/

P:3 V:3 S:3 F:3 C:4

Total score $16 \times 4 = 64$

15) Luviana Endang K.

My favorite star. My favorite star is Agnes Monica. She is beautiful. She is tall and hair short. She is singer the popular.

/maɪ /'**fevərɪt**/ stɑ:r/ /mɪ /'feɪvərɪt/ stɑ:r ɪz (Agnes) (Monica)/ /ʃi: ɪz 'bju:təfəl/ /ʃi: ɪz tɔ:l ænd '**her:** ʃɔ:rt/ /ʃi: ɪz 'sɪndʒər ðə 'pɑ:pjələr/

Scoring:

/'**fevərɪt**/ should be /'**feɪvərɪt**/

/mɪ/ should be /maɪ

'**her:** should be '**heɪr:**

P:2 V:2 S:2 F:3 C:3

Total score $12 \times 4 = 48$

16) Mannunal Akhna

My favorite artist Aliando Syarif. My favorite artist is Aliando Syarif. He complete name is Muhammad Ali Syarif. He nickname is Aliando. He is actor on film. He hobby is singing and playing guitar. He face is handsome. He body is thin and tall. He is got piercing in his nose.

/maɪ /'feɪvərɪt/ 'ɑ:rtɪst (Aliando) (Syarif)/ /maɪ /'feɪvərɪt/ 'ɑ:rtɪst ɪz (Aliando) (Syarif)/ /hi: kəm'pli:t neɪm ɪz (Muhammad) (Ali) (Syarif)/ /hi: '**nɪknem** ɪz (Aliando)/ /hi:

iz 'æktər a:n film/ /hi: 'hɑ:bi: iz 'sɪndʒɪŋ ænd 'pleɪŋ gr'tɑ:r/
/hi: **fes** iz 'hænsʌm/ /hi: 'bɑ:di: iz θɪm ænd tɔ:l/ /hi: iz gɑ:t
'pi:rsɪŋ ɪn hɪz noʊz/

Scoring:

He should be his name

'**nɪknem** should be '**nɪkneɪm**

Fes b should be **fes**

P:3 V:3 S:3 F:3 C:3

Total score 15 x4 = 60

17) Mila Istifania Ulya

My favorite singer. My favorite singer is Maudy Ayunda.
She is very beautiful. She also very clever. Her popular
song is perahu kertas. She also an popular artist in
Indonesia.

/maɪ /'fɛvərɪt/ 'sɪndʒər/ /maɪ /'feɪvərɪt/ 'sɪndʒər iz (Maudy)
(Ayunda)/ /ʃi: iz 'veri: 'bju:təfəl/ /ʃi: 'ɔ:lso 'veri: 'klevər/
/hɜ:r 'pɑ:pjələr sɔ:ŋ iz (perahu) (kertas)/ /ʃi: 'ɔ:lso ʌn
'pɑ:pjələr 'ɑ:rtɪst ɪn (Indonesia)/

Scoring:

'**ɔ:lso** should be '**ɔ:lsoʊ**

/'**fɛvərɪt**/ should be /'fɛɪvərɪt/

P:4 V:4 S:4 F:4 C:4

Total score 20 x4 = 80

18) Mu'alimatus Syarifah

Ali Fikri Assegaf is my favorite artist. Her is handsome and
funny. Her is very active and smart.

/(Ali) (Fikri) (Assegaf) iz maɪ /'fɛvərɪt/ 'ɑ:rtɪst/ /hɜ:r iz
'hænsʌm ænd 'fʌni:/ /hɜ:r iz 'veri: 'æktɪv ænd smɑ:rt/

Scoring:

Short description

/'**fɛvərɪt**/ should be /'fɛɪvərɪt/

P:3 V:3 S:3 F:3 C:3

Total score 15 x4 = 60

19) Nailly Nayyiroton N.

My favorite artist is Jessica Iskandar. Her nickname Jedar. **She have** one son. His name Alexander. She is very beautiful, she have pointed nose. Special about Jesika Iskandar, she is single parents, and she very comical.

/maɪ /'feɪvərɪt/'ɑ:rtɪst ɪz (Jessica) (Iskandar)/ /hɜ:ɪ 'nɪkneɪm (Jedar)/ /ʃi: həv wʌn sʌn/ /hɪz neɪm (alexander)/ /ʃi: ɪz 'veri: 'bju:təfəl ʃi: həv '**pɔɪntɪd** noʊz/ /'speʃəl ə'**bɒt** (Jesika) (Iskandar) ʃi: ɪz 'sɪŋgəl 'peərənts ænd ʃi: 'veri: 'kɑ:mɪkəl/

Scoring:

She have should be she has

'pɔɪntɪd should be '**pɔɪntɪd**

ə' bɒt should be **ə'baʊt**

P:3 V:3 S:3 F:3 C:3

Total score $15 \times 4 = 60$

20) Novia Purnama Sari

I have a favorite artist. My favorite artist is Iqbal Diafakhri Ramadhan. He is handsome and cool boy. He is 17 years old. And he is also tall and he has a black hair.

/aɪ həv ə /'feɪvərɪt/ 'ɑ:rtɪst/ /maɪ /'feɪvərɪt/ 'ɑ:rtɪst ɪz (Iqbal) (Diafakhri) (Ramadhan)/ /hi: ɪz 'hænsʌm ænd ku:l bɔɪ/ /hi: ɪz (17) ʃi:ɪz **old**/ /ænd hi: ɪz '**ɔ:lso** tə:l ænd hi: həz ə blæk her/

Scoring:

'ɔ:lso should be '**ɔ:lsoʊ**

old/ should be **oʊld**/

P:4 V:4 S:4 F:4 C:4

Total score $20 \times 4 = 80$

21) Pingkan Setiawati

Giorgino Abraham. Giorgino Abraham is my favorite artist. He is handsome, he is young. He is tall. I like Giorgino Abraham.

/(Giorgino) (Abraham)/ /(Giorgino) (Abraham) ɪz maɪ /'feɪvərɪt/'ɑ:rtɪst/ /hi: ɪz 'hænsʌm hi: ɪz jʌŋ/ /hi: ɪz tə:l/ /aɪ **lɪk** (Giorgino) (Abraham)/

Scoring:

'fevərit/ should be **'fevərit/**

lik should be **laik**

P:4 V:4 S:3 F:3 C:4

Total score 18 x4 = 72

22) Putri Sulistiyani

My favorite artist is Yuki Kato. She is have career since little. She is since little already to play film “Monyet Cantik”. With Esa Sigit. She is beautiful, and she is cute. She is now to life in Jakarta.

/maɪ /'fevərit/ 'ɑ:rtɪst ɪz (Yuki) (Kato)/ /ʃi: ɪz həv kə'ri:ɪr
sɪns 'lɪtl/ /ʃi: ɪz sɪns 'lɪtl ɔ:l'redi: tu: **ple** fɪlm (Monyet)
(Cantik)/ /wɪð (Esa) (Sigit)/ /ʃi: ɪz 'bju:təfəl/ /ænd ʃi: ɪz
kju:t/ /ʃi: ɪz **nə** tu: laɪf ɪn (Jakarta)/

Scoring:

Ple should be **pleɪ**

nə should be **naʊ**

P:4 V:4 S:3 F:3 C:4

Total score 18 x4 = 72

23) Riadatul 'Aisy

My favorite artist or singer Justin Bieber. Justin his singer popular. A colour favorite purple. Hi is well in Canada. He is handsome. He is tall. He is special singer from children. Justin popular in youtube.

/maɪ /'fevərit/ 'ɑ:rtɪst ər 'sɪndʒər (Justin) (bieber)/ /(Justin)
hɪz 'sɪndʒər 'pɑ:pjələɪ/ /ə 'kʌləɪ (favorite) 'pɜ:rpəl/ /haɪ ɪz
wel ɪn (Canada)/ /hi: ɪz 'hænsəm/ /hi: ɪz tə:l/ /hi: ɪz 'sepeʃəl
'sɪndʒər frəm 'ʃɪldrən/ /(Justin) 'pɑ:pjələɪ ɪn (youtube)/

Scoring:

Justin his should be justin is

'fevərit/ should be **'fevərit/**

'sepeʃəl should be **'speʃəl**

P:4 V:4 S:3 F:3 C:4

Total score 18 x4 = 72

24) Rizka Rosdiana A.

Alisa Soebandono. Alisa Soebandono is my favorite artist. She is beautiful. She is tall. Her nose is sharp. She has husband. Her husband name is Dude Herlino. He is handsome.

/(Alisa) (Soebandono)/ /(Alisa) (Soebandono) ɪz maɪ
/'feɪvərɪt/ 'ɑ:rtɪst/ /ʃi: ɪz 'bju:təfəl/ /ʃi: ɪz tə:l/ /hɜ:r nɒz ɪz
ʃɑ:rp/ /ʃi: hæz 'hʌzbənd/ /hɜ:r 'hʌzbənd neɪm ɪz du:d
(Herlino)/ /hi: ɪz 'hænsəm/

Scoring:

/'feɪvərɪt/ should be /'feɪvərɪt/

nɒz should be **nɒz**

P:4 V:4 S:4 F:4 C:4

Total score 20 x4 = 80

25) Saidatul Hidayati

I have favorite singer. Her name is Rosa. Her hair is curly. Her skin is white. She has a beautiful voice and face,

/aɪ hæv /'feɪvərɪt/ 'sɪŋdʒər/ /hɜ:r nem ɪz (Rosa)/ /hɜ:r her ɪz
'kɜ:rlɪ:/ /hɜ:r skɪn ɪz hwaɪt/ /ʃi: hæz ə 'bju:təfəl vɔs ænd fɪs/

Scoring:

Nem should be **nem**

vɔs should be **vɔɪs**

fɪs/ should be **feɪs/**

P:4 V:4 S:3 F:3 C:4

Total score 18 x4 = 72

26) Siska Rahmawati

My favorite artist is Giorgino Abraham. He complete name is Giorgino Abraham. **He nick he** face is handsome. He is actor in film. He hobby is shooting. He body is thin. He is good appearance in nose. The playing in Anugrah Cinta and berkah cinta.

/maɪ /'feɪvərɪt/ 'ɑ:rtɪst ɪz (Giorgino) (Abraham)/ /hi:
kəm'pli:t nem ɪz (Giorgino) (Abraham)/ /hi: nɪk hi: feɪs ɪz

'hænsəm/ /hi: ɪz 'æktər ɪn fɪlm/ /hi: 'hɑ:bi: ɪz 'fju:ti:ŋ/ /hi: 'bɑ:di: ɪz θɪm/ /hi: ɪz gʊd ə'pi:rəns ɪn **noʊz/** /ðə 'pleɪŋ ɪn (Anugrah) (Cinta) ænd (berkah) (cinta)/

Scoring:

/'**fevərɪt/** should be /'**fevərɪt/**

Nem should be **neɪm**

He hobby should be his hobby

noʊz/ should be **noʊz/**

P:2 V:3 S:3 F:2 C:3

Total score 13 x4 = 52

27) Siti Nur Maulidiana

My favorite artist is Ivan Gunawan. He is a designer in Indonesia. He body fat. **His tall** and genius. He is designer very professional. His body white and sweet. Im very like him because his design very good.

/maɪ /'fevərɪt/ 'ɑ:rtɪst ɪz (Ivan) (Gunawan)/ /hi: ɪz ə **dɪ'saɪnər** ɪn (Indonesia)/ /hi: 'bɑ:di: fæt/ /hɪz tə:l ænd 'dʒi:njəs/ /hi: ɪz dɪ'zɑɪnər 'veri: (profesional)/ /hɪz 'bɑ:di: hwɑ:t ænd swi:t/ /(Im) 'veri: **laɪk** hɪm br'kɔ:z hɪz dɪ'zɑɪn 'veri: gʊd/

Scoring:

He body should be his body is

dɪ'saɪnər should be **dɪ'zɑɪnər**

laɪk should be **laɪk**

P:4 V:4 S:4 F:3 C:4

Total score 19 x4 = 76

28) Syifa Shofiana

I have favorite artist, her name is Oki Setiana Dewi. She is very beautiful and elegant. Her body is tall and her skin is white. She is hijabers, so she always wearing a veil and longdress. She is very special with her talent of learn to the whole or verse of the Qur'an. More than, she is singer and the famous artist in the world of film. For example she is playing the film "Ayat-Ayat Cinta".

/aɪ həv /'feɪvərɪt/ 'ɑ:rtɪst hɜ:r neɪm ɪz (Oki) (Setiana) (Dewi)/ /ʃi: ɪz 'veri: 'bju:təfəl ænd 'eləgənt/ /hɜ:r 'bɑ:di: ɪz tɔ:l ænd hɜ:r skɪn ɪz hwaɪt/ /ʃi: ɪz (hijabers) **so** ʃi: 'ɔ:lweɪs 'werɪŋ ə veɪl ænd (longdress)/ /ʃi: ɪz 'veri: 'speʃəl wɪð hɜ:r 'tælənt əv lɜ:rn tu: ðə hu:l əv vɜ:rs əv ði: (Qur'an)/ /mɔ:r ðæn ʃi: ɪz 'sɪndʒər ænd ðə 'feɪməs 'ɑ:rtɪst ɪn ðə wɜ:rlð əv fɪlm/ /fər ɪg'zæmpəl ʃi: ɪz 'pleɪŋ ðə fɪlm (AyatAyat) (Cinta)/

Scoring:

So should be **sou**

'**ɔ:lweɪs** **bs**hould be '**ɔ:lweɪz**

P:4 V:4 S:4 F:4 C:4

Total score 20 x 4 = 80

29) Tsalsa Hajar Udhiya

My favorite star. I have favorite star. My favorite star is Lesty. She is 17 years old. She is famous singer. She is beautiful voice. Her hair short. She is beautiful. She is have skin sweet dark brown.

/maɪ /'feɪvərɪt/ stɑ:r/ /aɪ həv /'feɪvərɪt/ stɑ:r/ /maɪ /'feɪvərɪt/ stɑ:r ɪz (Lesty)/ /ʃi: ɪz (17) ʃi:ɪz **old**/ /ʃi: ɪz 'feɪməs 'sɪndʒər/ /ʃi: ɪz 'bju:təfəl vɔɪs/ /hɜ:r her ʃɔ:rt/ /ʃi: ɪz 'bju:təfəl/ /ʃi: ɪz həv skɪn swi:t dɑ:rk braʊn/

Scoring:

'**feɪvərɪt**/ should be '**feɪvərɪt**/

old/ should be **oold**/

P:3 V:3 S:3 F: 2 C:3

Total score 14 x 4= 56

30) Vina Artika Putri

My favorite star. I have favorite star. My favorite Omran Bukaiis because he have beautiful voice. Omran Bukaiis born in the Palestina on date 1 April 2001. He is very handsome. Many people like with he.

/maɪ /'feɪvərɪt/stɑ:r/ /aɪ həv /'feɪvərɪt/stɑ:r/ /maɪ /'feɪvərɪt/ (Omran) (Bukaiis) bɪ'kɔ:z hi: həv 'bju:təfəl vɔɪs/ /(Omran) (Bukaiis) bɔ:rn ɪn ði: (Palestina) ɑ:n **det** (1) 'eɪprəl (2001)/

/hi: ɪz 'veri: 'hænsʌm/ /'meni: 'pi:pəl laɪk wɪð hi: /

Scoring:

/'fevərɪt/ should be /'feivərɪt/

Det should be **deɪt**

vɪs/ should be **vɔɪs/**

P:3 V:3 S:3 F:3 C:4

Total score 16 x4 = 64

31) Yunia Putri Arumsari

My favorite singer. Her name is Teuku Rasya Islami Pasha. He has age is 17 years old. **He hair** is short. **He skin is** white. He smile is sweet. He is tall and cool. And her voice is beautiful. He is handsome.

/maɪ /'feivərɪt/ 'sɪndʒər/ /hɜ:r **nem** ɪz (Teuku) (Rasya) (Islami) pə'ʃɑ:/ /hi: hæz eɪdʒ ɪz (17) ji:rz oʊld/ /hi: her ɪz ʃɔ:rt/ /hi: skɪn ɪz **wart/** /hi: smaɪl ɪz swi:t/ /hi: ɪz tə:l ænd ku:l/ /ænd hɜ:r vɔɪs ɪz 'bjʊ:təfəl/ /hi: ɪz 'hænsʌm/

Scoring:

He hair should be his hair

Nem should be **nem**

wart/ should be **hwart/**

P:3 V:3 S:3 F:3 C:4

Total score 16 x4 = 64

32) Umi Sri

I have favorite artist she is Prilly Latuconsina. He is liking because.. and he is humble. He is... voice that excellent? He is to have body that little, and to have hair that long.

/aɪ həv /'feivərɪt/ 'ɑ:rtɪst ʃi: ɪz (prilly) (Latuconsina)/ /hi: ɪz 'laɪkɪŋ bɪ'kɔ:z ænd hi: ɪz 'hʌmbəl/ /hi: ɪz **vɔs** ðæt 'eksələnt/ /hi: ɪz tu: həv 'bɑ:di: ðæt 'lɪtl ænd tu: həv her ðæt lɔ:ŋ/

Scoring:

He should be she

Diksi

vɔs should be **vɔɪs**

P:3 V:3 S:3 F:2 C:3

Total score 14 x4 = 56

33) Aqila

Iqbal Diafakhri Ramadhan is one wrong personel from CJR. Iqbal be born in the Bandung city on date 28 December 1999. He already many.. song song my heart. **He very** handsome. Many people the like with he because he has voice beautiful.

/(Iqbal) (Diafakhri) (Ramadhan) ɪz wʌn rɔːŋ (personel) frʌm (CJR)/ /(Iqbal) biː bɔːrn ɪn ðiː (Bandung) 'sɪtiː ɑːn det (28) dɪ'sembər (1999)/ /hiː ɔːl'rediː 'meniː sɔːŋ sɔːŋ maɪ hæːrt/ /hiː 'veriː 'hænsʌm/ /'meniː 'piːpəl ðə laɪk wið hiː bɪ'kɔːz hiː hæz **vɪs** 'bjuːtəfəl/

Scoring:

He very should be he is

Det **should be** dett

vɪs should be **vɪs**

P:3 V:3 S:3 F:3 C:4

Total score 16 x4 = 64

34) Maskur

My favorite artist or singer is Uje. He people is that handsome. He people is that.. he is amazing. He body is thin and tall. He is good appearance in his nose. Im favorite Uje because he people is life a life of virtue.

/maɪ /'feɪvərɪt/ 'ɑːrtɪst ər 'sɪndʒər ɪz (Uje)/ /hiː 'piːpəl ɪz ðæt 'hænsʌm/ /hiː 'piːpəl ɪz ðæt hiː ɪz ə'meɪzɪŋ/ /hiː 'bɔːdiː ɪz θɪn ænd tə:l/ /hiː ɪz gʊd ə'piːrəns ɪn hɪz **noʊz**/ /(Im) /'feɪvərɪt/ (Uje) bɪ'kɔːz hiː 'piːpəl ɪz laɪf ə **laɪf** əv 'vɜːrtjuː/

Scoring:

/'feɪvərɪt/ should be 'feɪvərɪt

ə'meɪzɪŋ/ should be ə'meɪzɪŋ/

noʊz/ should be **noʊz**/

laɪf should be **laɪf**

P:3 V:3 S:3 F:2 C:3

Total score 14 x4 = 56

35) Nur Ika

Hello guys I have favorite artist. My favorite artist is Wirda Salamah Ulya. or more famous with Wirda Mansyur. She was born 27 April 1999. She has beautiful eyes. Her skin is white and her nose is pointed. She is also very beautiful. Except very beautiful, she also a “hafidhoh” and her voice is very beautiful.

/he'lo (guys) aɪ həv /'fevərit/ 'ɑ:rtɪst/ /maɪ /'feɪvərit/ 'ɑ:rtɪst ɪz (Wirda) (Salamah) (Ulyaor) mɔ:r 'feməs wɪð (Wirda) (Mansyur) /ʃi: wʌz bɔ:rn (27) 'eɪprəl (1999) /ʃi: həz 'bju:təfəl 'aɪz/ /hɜ:r skɪn ɪz waɪt ænd hɜ:r noʊz ɪz 'pɒntɪd/ /ʃi: ɪz 'ɔ:lsoʊ 'veri: (beautiful) /ɪk'sept 'veri: 'bju:təfəl ʃi: 'ɔ:lsoʊ ə (hafidhoh) ænd hɜ:r vɔɪs ɪz 'veri: 'bju:təfəl/

Scoring:

/he'lo/ should be **he'loʊ**

/'fevərit/ should be /'feɪvərit/

'feməs should be 'feməs

'pɒntɪd/ should be 'pɒntɪd/

waɪt should be **hwaɪt**

P:3 V:3 S:3 F:2 C:3

Total score 14 x4 = 56

B. CONTROL CLASS(XE)

1) Alfinatuzzahrok

Giorgino Abraham. The favorite artist her name is Giorgino Abraham. Short name is Gino. He has white skin and handsome. He has tall body. Religous from Gino is Islam. I like Gino, because he has good appearance.

/(Giorgino) (Abraham)/ /ði: /**fa.vər.ɪt**/ 'ɑ:rtɪst hɜ:r /**nem**/ ɪz
(Giorgino) (Abraham)/ /ʃɔ:rt neɪm ɪz (Gino)/ /hi: həz hwɑ:t skɪn
ænd 'hænsʌm/ /hi: həz tə:l 'bɑ:di:/ /**re'ldʒ. ʊs**/ frʌm (Gino) ɪz
'ɪsləm/ /aɪ laɪk (Gino) bɪ'kɔ:z hi: həz gʊd ə'**ppæ:rəntʃə**/

Scoring:

/**fa.vər.ɪt**/ Should be /**feɪ.vər.ɪt**/

/**nem**/ should be /**neɪm**/

Before “short” should be “his”

/**re'ldʒ. ʊs**/ should be /**rɪ'ldʒ.əs**/

ə'**ppæ:rəntʃə**/ should be /ə'**pi:rəns**/

her should be **his**

P:2 V:3 S:3 F:2 C:3

Total score 13 x 4= 52

2) Amidatul Ulya

My favorite artist is Prilly Latuconsina, usually called Prylli. She is very pretty. She is long hair. Everyday as actor in film. And she is smart in study

/maɪ (favorite) 'ɑ:rtɪst ɪz (prilly) (Latuconsina) 'ju:zu:əli: **ka:ld**
(Prylli)/ /ʃi: ɪz 'veri: 'prɪli:/ /ʃi: ɪz lɔ:ŋ her/ /**evri: ,de** əz 'æktər ɪn
fɪlm/ /ænd ʃi: ɪz smɑ:rt /**ɪn** /'**stɑd.i**

Scoring:

/**fa.vər.ɪt**/ Should be /**feɪ.vər.ɪt**/

She is long hair should be ‘she has a long hair’

/**ka:ld** should be /**kɔ:ld**

/**ɪn** /'**stɑd.i**/ should be /**ɪn** /'**stʌd.i**/

/**evri: ,de** should be /**evri: ,deɪ**

P:3 V:3 S:3 F:2 C:3

Total score 14 x 4= 56

3) Anisa Rohmawati

The favorite artist **her** name is Immanuel Caesar Hito. Short name from Emanuel Caesar Hito is Hito. He is handsome **and brown skin**. He has tall body. Religion from Hito is Christian.

/ði: /**fa.vər.ɪt/** 'ɑ:rtɪst hɜ:r **neɪm** ɪz (Immanuel) 'si:zər (Hito)/
/ʃɔ:rt neɪm frʌm (Emanuel) 'si:zər (Hito) ɪz (Hito)/ /hi: ɪz
'hænsʌm ænd braʊn skɪn/ /hi: hæz tɔ:l 'bɑ:di:/ /rɪ'lidʒən frʌm
(Hito) ɪz /'krɪs.tʃəni/

Scoring:

/fa.vər.ɪt/ Should be **/feɪ.vər.ɪt/**

/nem/ should be **/neɪm/**

Her should be his

/'krɪs.tʃəni/ should be **'krɪs.tʃən/**

After and should be add "has" has brown skin

P:2 V:3 S:3 F:2 C:3

Total score 13 x 4= 52

4) Aviva Ulya

My favorite artist is Cakka Kawekas Nuraga. He is handsome or good face. Kawekas has white skin and he is tall. Short name from Cakka is Cakka or Kawekas. Kawekas has good voice. Kawekas has my brother and Kawekas has group band her name is The Finest Three Born in Jakarta August 18 1998. Religious from Kawekas is islam. I very love Kawekas **because her** the best artist. This is my opinion.

/maɪ (favorite) 'ɑ:rtɪst ɪz (Cakka) (Kawekas) (Nuraga)/ /hi: ɪz
'hænsʌm ər gʊd feɪs/ /(Kawekas) hæz hwaɪt skɪn ænd hi: ɪz tɔ:l/
/ʃɔ:rt neɪm frʌm (Cakka) ɪz (Cakka) ər (Kawekas)/ /(Kawekas)
hæz gʊd vɔɪs/ /(Kawekas) hæz maɪ 'brʌðər ænd (Kawekas) hæz
gru:p bænd hɜ:r neɪm ɪz ðə 'fɪnɪst θri: bɔ:rn ɪn (Jakarta) ɔ:'gʌst
(18) (1998)/ /rɪ'lidʒəs frʌm (Kawekas) ɪz 'ɪsləm/ /aɪ 'veri: lʌv
(Kawekas) bɪ'kɔ:z hɜ:r ðə best 'ɑ:rtɪst/ /ðɪs ɪz maɪ ə'pɪnjən/

Scoring:

Her should be **he is**

/ə'pɪnjən/ should be **/ə'pɪnjən/**

P:4 V:4 S:3 F:3 C:4

Total score 18 x 4= 72

5) Damayanti Himmatul H.

She is beautiful, black short hair. I have favorite good. Song..

/ʃi: ɪz 'bju:təfəl blæk ʃɔ:rt heɪ/ /aɪ hæv /**fa.vər.ɪt/** gʊd/ /sɔ:ŋ/

Scoring:

/fa.vər.ɪt/ Should be **/feɪ.vər.ɪt/**

/gəd/ Should be /gʊd/
P:2 V:2 S:3 F:2 C:2
Total score 11 x 4 = 44

6) Dewi Anitasari

My name favorite artist Nagita Slavina. She is beautiful and sound good. She is hair long. She is body high. She is pair Rafi Ahmad and have baby Rafatar.

/maɪ **nem** /'feɪvərɪt/ 'ɑ:rtɪst (Nagita) (Slavina)/ /ʃi: ɪz
'bju:təfəl ænd **səʊnd** gʊd/ /ʃi: ɪz her lɔ:ŋ/ /ʃi: ɪz 'bɑ:di:
haɪ//ʃi: ɪz peɪ: (Rafi) ɑ:d ænd həv 'beɪbi: (Rafatar)/

Scoring:

Diksi

She is body high should be she has high body

Nem should be **nem**

səʊnd should be **saʊnd**

'**beɪbi:** should be '**beɪbi:**

P:2 V:3 S:3 F:2 C:3

Total score 13 x 4 = 52

7) Dwi Susilowati

Soimah have nice face. Although she is thin and short?. Her style very beautiful, and **she have** white skin. Moreover, she is use special javanis language. Soimah skills sing a song Java. And her sound is very known in Indonesian.

/(Soimah) həv **næs** feɪs/ /(Although) ʃi: ɪz θɪn ænd ʃɔ:rt/
/hɜ:r stɑɪl 'veri: 'bju:təfəl ænd ʃi: həv hwaɪt skɪn/
/mɔ:r'ʊvər ʃi: ɪz 'ju:z 'speʃəl (javanis) 'læŋgwɪdʒ/
/(Soimah) skɪlz sɪŋ ə sɔ:ŋ (Java)/ /ænd hɜ:r saʊnd ɪz 'veri:
noʊn ɪn ɪndə'ni:ʒən/

Scoring:

Diksi comprehension

She have should be she has

Næs should be **næs**

P:4 V:4 S:3 F:3 C:4

Total score 18 x 4 = 72

8) Erlita Whinda L.

Via Vallen. Via Vallen is a beautiful. She is have voice good. She is smart singing. She is have hair long. She is have posture good. And have body high.

/'vaɪə (Vallen)/ /'vaɪə (Vallen) ɪz ə 'bjʊ:təfəl/ /ʃi: ɪz həv vɔs
gʊd/ /ʃi: ɪz smɑ:rt 'sɪndʒɪŋ/ /ʃi: ɪz həv her lɔ:ŋ/ /ʃi: ɪz həv
'pɔ:stʃər gʊd/ /ænd həv 'bɑ:di: **haɪk**/

Scoring:

She is have should be she has

Diksi

vɔs should be **vɔɪs**

haɪk/ should be **haɪ**/

P:3 V:3 S:3 F:2 C:3

Total score 14 x4 = 56

9) Fitrotul Mubarokah

My favorite artist. She is name Dinda Kirana. She is very beautiful girl. She is singer my favorite. She is player film. She is have body small, complexion white. She is have voice very good.

/maɪ /'feɪvərɪt/'ɑ:rtɪst/ /ʃi: ɪz neɪm (Dinda) (Kirana)/ /ʃi: ɪz
'veri: 'bjʊ:təfəl gɜ:rl/ /ʃi: ɪz 'sɪndʒər maɪ /'feɪvərɪt//ʃi: ɪz
'pleər fɪlm/ /ʃi: ɪz həv 'bɑ:di: smɔ:l kəm'plekʃən **wɑ:rt**/ /ʃi:
ɪz həv vɔɪs 'veri: gʊd/

Scoring:

'**feɪvərɪt**/ should be '**feɪvərɪt**/

She is have should be she has

wɑ:rt/ should be **hwaɪt**/

pleər should be **pleɪər**

P:3 V:3 S:3 F:3 C:3

Total score 15 x4 = 60

10) Hanik Nur K.

I have favorite artist her name is Aldora. She has is tall, black long hair, the fashion very good. Al dora have white skin, she is very smart.

/aɪ həv /'fevərɪt/ 'ɑ:rtɪst hɜ:r nem ɪz (Aldora) /ʃi: 'hɜz ɪz tɔ:l
blæk lɔ:g her ðə 'fæʃən 'veri: gʊd/ /(Al) (dora) həv wart
sekɪn ʃi: ɪz 'veri: smɑ:rt/

Scoring:

/'fevərɪt/ should be /'feɪvərɪt/

Nem should be **nem**

wart should be **hwart**

sekɪn should be **skɪn**

P:2 V:3 S:3 F:2 C:3

Total score $x = 52$

11) Ifaturrosihah

Lesti. I have favorite singer. Her name is Lesti. She always
want to be trend setter of the day. Her a sweet, her hair a
black and straigh and her body is high. I like her because
she good her voice.

/(Lesti) /aɪ həv /'fevərɪt/ 'sɪndʒər/ /hɜ:r nem ɪz (Lesti) /ʃi:
'ɔ:lweɪz wɑ:nt tu: bi: trend 'setər əv ðə deɪ/ /hɜ:r ə swi:t hɜ:r
her ə blæk ænd (straigh) ænd hɜ:r 'bɑ:di: ɪz haɪ/ /aɪ lɪk hɜ:r
bɪ'kɔ:z ʃi: gʊd hɜ:r vɪs/

Scoring:

/'fevərɪt/ should be /'feɪvərɪt/

Nem should be **nem**

'ɔ:lweɪz should be 'ɔ:lweɪz

lɪk should be **laɪk**

vɪs/ should be **vɔɪs/**

P:2 V:3 S:2 F:2 C:2

Total score $11 \times 4 = 44$

12) Itsna A'la Mustawa

Of I favorite singer name is Iis Dahlia. She is beautiful. She
is tall and she is white skin. She is voice very melodious.
She has her long and black. She is kind to all man.

/əv aɪ /'fevərɪt/ 'sɪndʒər nem ɪz 'aɪz 'dæljə/ /ʃi: ɪz 'bju:təfəl/
/ʃi: ɪz tɔ:l/ /ænd ʃi: ɪz hwart skɪn/ /ʃi: ɪz vɔs 'veri:
mə'lʊdi:əs/ /ʃi: həz hɜ:r lɔ:ŋ ænd blæk/ /ʃi: ɪz kɪnd tu: ɔ:l

mæn/
 Scoring:
 /'feɪvərɪt/ should be /'feɪvərɪt/
Nem should be **nem**
vɔs should be **vɔɪs**
kɪnd should be **kænd**
 P:2 V:3 S:3 F:2 C:3
 Total score 13 x4 = 52

13) Kamilia Damayanti

My favorite artist is Raisa. She is beautiful. She is very tall. She have good style. She is to stay in Jakarta. She is good voice.

/maɪ /'feɪvərɪt/ 'ɑ:rtɪst ɪz (Raisa)/ /ʃi: ɪz 'bju:təfəl/ /ʃi: ɪz 'veri: tɔ:l/ /ʃi: həv gʊd **stɪl**/ /ʃi: ɪz tu: steɪ ɪn (Jakarta)/ /ʃi: ɪz gʊd vɔs/

Scoring:
 /'feɪvərɪt/ should be /'feɪvərɪt/
stɪl/ should be **stɑɪl**/
 vɔs/ **should be** vɔɪs/
 P:3 V:3 S:3 F:3 C:3
 Total score 15 x4 = 60

14) Kholisatus Sa'adah

My artis favorite Aura Kasih is so pretty. Aura Kasih very orderly. Aura Kasih black long hair. She is a tall the shirt pink, i like Aura Kasih cause very kind.

/maɪ ɑ:rtɪs /'feɪvərɪt/ 'ɔ:rə (Kasih) ɪz **so** 'prɪti:/ /'ɔ:rə (Kasih) 'veri: 'ɔ:rdərli:/ /'ɔ:rə (Kasih) blæk lɔ:ŋ her/ /ʃi: ɪz ə tɔ:l ðə ʃɜ:rt pɪŋk aɪ laɪk 'ɔ:rə (Kasih) kɔ:z 'veri: kænd/

Scoring:
So should be **səʊ**
 /'feɪvərɪt/should be /'feɪvərɪt/
 P:3 V:3 S:3 F:3 C:3
 Total score 15 x4 = 60

15) Lis Syarifah

My favorite artist is Verrel Bramasta. He is so handsome. He is actor in anak jalanan. He is white skin. He is very

orderly. He is very interesting because he is very cool.

/maɪ /'fɛvərɪt/'ɑ:rtɪst ɪz (Verrel) (Bramasta)/ /hi: ɪz so
'hænsʌm/ /hi: ɪz 'æktər ɪn (anak) (jalanan)/ /hi: ɪz wɑɪt skɪn/
/hi: ɪz 'veri: 'ɔ:rdərli:/ /hi: ɪz 'veri: 'ɪntərɪstɪŋ bɪ'kɔ:z hi: ɪz
'veri: ku:l/

Scoring:

/'fɛvərɪt/ should be 'fɛvərɪt

So should be soʊ

wait should be hwɑɪt

P:3 V:3 S:3 F:3 C:3

Total score 15 x4 = 60

16) Luluk Nurul M.

I have favorite artist her name is Syahrini. She is very beautiful. She hair is tall. Syahrini have white skin. She is singer and have good voice. She has black and long hair.

/aɪ hæv /'fɛvərɪt/'ɑ:rtɪst hɜ:r nɛm ɪz (Syahrini)/ /ʃi: ɪz 'veri:
'bju:təfəl/ /ʃi: ɪz tɔ:l/ /(Syahrini) hæv wɑɪt skɪn/ /ʃi: ɪz
'sɪŋdʒər ænd hæv gʊd vɔɪs/ /ʃi: hæv blæk ænd lɔ:ŋ her/

Scoring:

/'fɛvərɪt/ should be /'fɛvərɪt/

Nem should be nɛm

wait should be hwɑɪt

vɔɪs/ should be vɔɪs/

P:2 V:3 S:3 F:2 C:3

Total score 13 x4 = 52

17) Luthfia Ulfa

Maher Zin. Maher Zain have face handsome. Has voice very good. His body very tall and white. He is familiar. He is very strong.

/(maher) (Zin)/ /(maher) (Zain) hæv fɛs 'hænsʌm/ /hɜz vɔɪs
'veri: gʊd/ /hɪz 'bɔ:di: 'veri: tɔ:l ænd wɑɪt/ /hi: ɪz fə'mɪljər/
/hi: ɪz 'veri: strɔ:ŋ/

Scoring:

Diksi

Fes should be fɛs

wait should be hwɑɪt

P:3 V:3 S:3 F:3 C:3
Total score 15 x4 = 60

18) Mamnukhah

Favorite singer name is Iis Dahlia. She is beautiful. She is tall and **she is white** skin. She is voice very melodious. She has her long and black. She is kind to all man.

/'feivərɪt/ 'sɪndʒər **nem** ɪz 'aɪz 'dæljʌ/ /ʃi: ɪz 'bju:təfəl/ /ʃi: ɪz tɔ:l/ /ænd ʃi: ɪz **wart** skɪn/ /ʃi: ɪz vɔs 'veri: mə'loʊdi:əs/ /ʃi: həz hɜ:r lɔ:ŋ ænd blæk/ /ʃi: ɪz kaɪnd tu: ɔ:l mæn/

Scoring:

She is should be she has

Nem should be **nem**

vɔs should be **vɔɪs**

wart should be **hwart**

P:3 V:3 S:3 F:2 C:3

Total score 14 x4 = 56

19) Meylinda Puji Saidati

Giorgino Abraham. The favorite artist is Giorgino Abraham. Short name from Giorgino Abraham is Gino. He is handsome and white skin. He has hight body. Religius from Gino is Islam. I like Gino because a nice style.

/(Giorgino) (Abraham)/ /ði: (favorite) 'ɑ:rtɪst ɪz (Giorgino) (Abraham)/ /ʃɔ:rt **nem** frʌm (Giorgino) (Abraham) ɪz (Gino)/ /hi: ɪz 'hænsʌm ænd **wart** skɪn/ /hi: həz (hight) 'bɑ:di:/ /(Religius) frʌm (Gino) ɪz 'ɪsləm/ /aɪ **lɪk** (Gino) bɪ'kɔ:z ə naɪs staɪl/

Scoring:

Diksi form sntences

Nem should be **nem**

wart should be **hwart**

lɪk should be **laɪk**

P:3 V:3 S:3 F:3 C:3

Total score 15 x 4= 60

20) Muna Najjati

My favorite singer is Harris J. He is from London. I like him because his voice is so good. And he is memorizing the holly Qur'an. When he read the holly Qur'an, i'm surprised because its so good. And he has white skin. And his body is tall. My favorite song from his songs is "my hero".

/maɪ /'feɪvərɪt/ 'sɪndʒər ɪz (Harris) (J) hi: ɪz frʌm (London) /
/aɪ laɪk hɪm bɪ'kɔːz hɪz vɔɪs ɪz sɔʊ gʊd/ /ænd hi: ɪz
'memə ˌraɪzɪŋ ðə 'hɑːli: (Qur'an) / /hwən hi: rɪ:d ðə 'hɑːli:
(Qur'an) aɪm səɪ'praɪzd bɪ'kɔːz ɪts sɔʊ gʊd/ /ænd hi: hæz
hwaɪt skɪn/ /ænd hɪz 'bɑːdi: ɪz tə:l/ /maɪ (favorite) sɔːŋ frʌm
hɪz sɔːŋz ɪz maɪ 'hi:roʊ/

Scoring:

/'feɪvərɪt/ should be /'feɪvərɪt/

vɔɪs should be vɔɪs

sɔʊ should be sɔʊ

'memə ˌraɪzɪŋ should be 'memə ˌraɪzɪŋ

P:3 V:3 S:3 F:3 C:4

Total score 16 x 4 = 64

21) Nailus Sa'adah

I have a favorite singer. His name is Ikhlasul Amal. I'm often hear of his a song. He is handsome and have body a small. His hair black. He also smart in general science. His voice was really great to hear. Thanks.

/aɪ həv ə /'feɪvərɪt/ 'sɪndʒər / /hɪz nem ɪz (Ikhlasul) (Amal) /
/aɪm 'ɔːfən hi:r əv hɪz ə sɔːŋ / /hi: ɪz 'hænsʌm ænd həv
'bɑːdi: ə smɔːl / /hɪz her blæk / /hi: 'ɔːlso smɑːrt ɪn 'dʒenərəl
'saɪəns / /hɪz vɔɪs wʌz 'riːəli: greɪt tu: hi:r / /θæŋks/

Scoring:

/'feɪvərɪt/ should be /'feɪvərɪt/

Nem should be nem

'ɔːlso should be 'ɔːlsoʊ

P:3 V:3 S:3 F:3 C:3

Total score 15 x 4 = 60

22) Niya Maulina

My name favorite artist Yuni Shara. She is beautiful. She is a hair short. She is a singer women and then a actress. She is a 3 children.

/maɪ **nem** /'fevərit/ 'ɑ:rtɪst (Yuni) (Shara) /ʃi: ɪz 'bju:təfəl/
/ʃi: ɪz ə her ʃɔ:rt/ /ʃi: ɪz ə 'sɪŋdʒər 'wɪmɪn ænd ðen ə 'æktɪs/
/ʃi: ɪz ə θri: 'tʃɪldrən/

Scoring:

My name favorite artist should be my favorite artist name is
Nem should be **nem**

'fevərit/ should be 'fevərit/

P:2 V:3 S:3 F:2 C:3

Total score $13 \times 4 = 52$

23) Nurul 'Izaa

I have favorite artist, his name is Verel. He is very handsome. He has white skin. He has tall body. He always performance good.

/aɪ həv /'fevərit/ 'ɑ:rtɪst hɪz **nem** ɪz (Verel) /hi: ɪz 'veri:
'hænsəm/ /hi: həz **wait** skɪn/ /hi: həz tə:l 'bɑ:di:/ /hi:
'ɔ:lweɪs pər'fɔ:rməns god/

Scoring:

/'fevərit/ should be /'fevərit/

Nem should be **nem**

wait should be **hwait**

'ɔ:lweɪs should be 'ɔ:lweɪz

P:2 V:3 S:3 F:2 C:3

Total score $13 \times 4 = 52$

24) Putri Larasati

Ammar Zoni. My artist idola Ammar Zoni. He is solid. He is smart and handsome. **He is have** love perfection. My love's name is Ranty Maria. She is white skin. She is beautiful. Ammar Zoni he is actor Indonesia. He is tall and have brown skin. He is also singer somebody.

/(Ammar) (Zoni)/ /maɪ 'ɑ:rtɪst (idola) (Ammar) (Zoni)/ /hi:
ɪz 'sɑ:lɪd/ /hi: ɪz smɑ:rt ænd 'hænsʌm/ /hi: ɪz həv lʌv
pəɪ'fekʃən/ /maɪ lʌvz **nem** ɪz (Ranty) (Maria)/ /ʃi: ɪz hwaɪt
skɪn/ /ʃi: ɪz 'bjʊ:təfəl/ /(Ammar) (Zoni) hi: ɪz 'æktər
(Indonesia)/ /hi: ɪz tə:l ænd həv **brøn** skɪn/ /hi: ɪz 'ɔ:lso
'sɪndʒər 'sʌmbɑ:di:/

Scoring:

Diksi

My love should be his love

Nem should be **neim**

'ɔ:lso should be 'ɔ:lsoʊ

brøn should be **braʊn**

P:3 V:3 S:3 F:3 C:3

Total score 15 x4 = 60

25) Reza Maulida Maftukha

My favorite artist is Petra Sihombing. He is very tall. **He**
have good style. He is to stay in Jakarta. He is very
handsome. He is good voice.

/maɪ /'fɛrvərɪt/ 'ɑ:rtɪst ɪz (Petra) (Sihombing)/c/hi: ɪz 'veri:
tə:l/ /hi: həv gʊd **stɪl**/ /hi: ɪz tu: **ste** ɪn (Jakarta)/ /hi: ɪz 'veri:
'hænsʌm/ /hi: ɪz gʊd **vɪs**/

Scoring:

He have should be he has

stɪl/ should be **stail**/

ste should be **ster**

vɪs/ should be **vɔ:ɪs**/

P:2 V:3 S:3 F:2 C:3

Total score 13 x4 = 52

26) Riza Arum Ningtyas

I have favorite singer. **She is** name is Lesty. She is nice,
cute, and active. She has white skin and black hair and i'm
like because she has good singer.

/aɪ həv /'fɛvərɪt/'sɪndʒər/ /ʃi: ɪz neɪm ɪz (Lesty)/. /ʃi: ɪz **nɪs**
kju:t ænd 'æktɪv/ /ʃi: həz **wɑɪt** skɪn ænd blæk her/ /ænd aɪm

laɪk bɪ'kɔ:z ʃi: həz gʊd 'sɪndʒər/

Scoring:

She is should be her name is

/'feɪvərɪt/ should be /'feɪvərɪt/

nɪs should be **nɑ:s**

wɑ:t should be **hwa:t**

P:3 V:3 S:3 F:3 C:3

Total score 15 x3 = 60

27) Rusydiyana 'Aiya Salma

Afgan. He is my idola is so cool. He is very song and then a hair style. Mode favorite like is afgan is a smart and so smart and afgan is so talented in matter what nothing.

/(Afgan)/ /hi: ɪz maɪ (idola) ɪz **so** ku:l/ /hi: ɪz 'veri: sɔ:ŋ ænd ðen ə her **stɪl/ /mod** /'feɪvərɪt /laɪk ɪz (afgan) ɪz ə smɑ:rt ænd su: smɑ:rt/ /ænd (afgan) ɪz su: 'tæləntɪd ɪn 'mætəɹ **wʌt** 'nʌθɪŋ/

Scoring:

Diksi he is very song

stɪl/ should be **stɑɪl/**

so should be **su:u**

wʌt should be **hwa:t**

/mod/ should be **mu:ud**

P:3 V:3 S:3 F:2 C:3

Total score 14 x4 = 56

28) Shifaul Fauziyah

My artist favorite Siti Nur Khalizah. Siti Nur Khalizah is so pretty Siti Nur Khalizah kind. Siti Nur Khalizah skin has white. She is tall the shirt blue. I like Siti Nur Khalizah cause very Beautiful.

/maɪ 'ɑ:rtɪst /'feɪvərɪt/ (Siti) (Nur) (Khalizah)/ /(Siti) (Nur) (Khalizah) ɪz **so** 'prɪti: (Siti) (Nur) (Khalizah) **kɪnd/** /(Siti) (Nur) (Khalizah) skɪn həz **wɑ:t/ /ʃi: ɪz tɔ:l ðə ʃɜ:rt blu:/ /aɪ** laɪk (Siti) (Nur) (Khalizah) kɔ:z 'veri: 'bju:təfəl/

Scoring:

/'feɪvərɪt/ should be /'feɪvərɪt/

So should be **soo**
wart/ should be **hwart/**
kınd/ should be **kamd/**
P:3 V:3 S:3 F:2 C:3
Total score 14 x4 = 56

29) Sintana Farida

Nagita slavina. I have favorite artist her name is Nagita Slavina. She is beautiful, she is smart. She is singer. The fashion is a very good, **she have** a tall.

/(Nagita) (slavina)/ /aɪ həv /'feɪvərɪt/'ɑ:rtɪst hɜ:r **nem** ɪz
(Nagita) (Slavina)/ /ʃi: ɪz 'bjʊ:təfəl ʃi: ɪz **semɑ:rt/** /ʃi: ɪz
'sɪndʒər/ /ði: (fashion) ɪz ə 'veri: gʊd ʃi: həv ə tə:l/

Scoring:

/'feɪvərɪt/ should be /'feɪvərɪt/

Nem should be **nem**

She have should be **she is a tall**

semɑ:rt/ should be **smɑ:rt/**

P:2 V:3 S:2 F:2 C:2

Total score 11 x4 = 44

30) Siti Nur Hidayah

Raisa is a beautiful. She is singer. She is singer famous. She is have voice very good. She is have a good body. **She is** white skin. She is her long and black color. She is long body. She is well modis and very perfect.

/(Raisa) ɪz ə 'bjʊ:təfəl/ /ʃi: ɪz 'sɪndʒər/ /ʃi: ɪz 'sɪndʒər
'feɪməs/ /ʃi: ɪz həv **vɪs** 'veri: gʊd/ /ʃi: ɪz həv ə gʊd 'bɑ:di:/
/ʃi: ɪz **wart** skɪn/ /ʃi: ɪz hɜ:r lɔ:ŋ ænd blæk 'kɒlə/ /ʃi: ɪz lɔ:ŋ
'bɑ:di:/ /ʃi: ɪz wel **mɑ:dis** ænd 'veri: 'pɜ:fekt/

Scoring:

She is should be she has

Diksi

vɪs should be **vɔ:ɪs**

wart should be **hwart**

mɑ:dis should be **mɑ:dz**

P:3 V:3 S:3 F:3 C:4

Total score 16 x4 = 64

31) Syarifatul Atiyah

Prilly Latuconsina, prilly is beautiful and Prily is smart. And **she is** black long hair. Prilly Latuconsina she is skin white. She is.. somebody and she is heart good. She is special from Prily Latuconsina is sing somebody.

/(prilly) (Latuconsina) (prilly) ɪz 'bju:təfəl ænd (prily) ɪz smɑ:rt/ /ænd ʃi: ɪz blæk lɔ:ŋ her/ /(prilly) (Latuconsina) ʃi: ɪz skɪn **wart**/ /ʃi: ɪz 'sʌmbɑ:di: ænd ʃi: ɪz hɑ:rt **gɒd**/ /ʃi: ɪz 'speʃəl frʌm (prily) (Latuconsina) ɪz sɪŋ 'sʌmbɑ:di: /

Scoring:

She is should be her hair

wart/ should be **hwart**/

gɒd should be **gɒd**

'sʌmbɑ:di:/ should be 'sʌmbɑ:di: /

P:3 V:3 S:3 F:2 C:3

Total score 14 x4 =56

32) Tri Eli Ermawati

Nagita Slavina. My favorite artist is Nagita Slavina, usually called Nagita. She is beautiful, she is very pretty. She have hair wavy. She have voice excelent. She is smart of the day. I like style from nagita.

/(Nagita) (Slavina)/ /maɪ /'feɪvərɪt/'ɑ:rtɪst ɪz (Nagita) (Slavina) 'u:ʒu:əli: kɔ:ld (Nagita)/ /ʃi: ɪz 'bju:təfəl ʃi: ɪz 'veri: 'prɪti:/ /ʃi: həv her 'weɪvi:/ /ʃi: həv **vis** (excellent)/ /ʃi: ɪz smɑ:rt əv ðə deɪ/ /aɪ laɪk **stɪl** frʌm (nagita)/

Scoring:

/'feɪvərɪt/ should be /'feɪvərɪt/

'u:ʒu:əli: should be 'ju:ʒu:əli:

vis should be **vɔɪs**

stɪl should be **stɑɪl**

P:3 V:3 S:3 F:2 C:3

Total score 14 x4 = 56

33) Ullya Naelis Sa'adah

Maudy Ayunda, she is women singer. **She have** skin white color is white. **She have voice** is nice. She is singer the best from Indonesia. **The hair from Maudy Ayunda is black.**

/(Maudy) (Ayunda) ʃi: ɪz 'wɪmɪn 'sɪndʒər/ /ʃi: həv skɪn **wɑɪt** 'kʌlər ɪz wɑɪt/ /ʃi: həv vɔɪs ɪz **nɪs**/ /ʃi: ɪz 'sɪndʒər ðə best frʌm (Indonesia)/ /ðə her frʌm (Maudy) (Ayunda) ɪz blæk/

Scoring:

She have should be she has

She have voice should be her voice is nice

wɑɪt should be **hwaɪt**

the hair should be **her hair is**

nɪs/ should be **nɑɪs**/

P:3 V:3 S:3 F:2 C:3

Total score 14 x4 = 56

34) Veny Lia Azhari

I have favorite singer. Her nam is Via Vallen. She have a face is very nice. She have a nice voice. And with her nice voice she is very famous.

/aɪ həv /'feɪvərɪt/ 'sɪndʒər/ /hɜ:r (nam) ɪz 'vaɪə (Vallen)/ /ʃi: həv ə **fes** ɪz 'veri: nɑs/ /ʃi: həv ə **nas** vɔs/ /ænd wɪð hɜ:r nɑs vɔɪs ʃi: ɪz 'veri: 'feməs/

Scoring:

/'feɪvərɪt/ should be /'feɪvərɪt/

'feməs/ should be 'feməs/

Nas should be **nɑs**

vɔs/ should be **vɔɪs**/

Fes should be **feɪs**

P:3 V:3 S:3 F:2 C:3

Total score 14 x4 = 56

35) Yuni Sholichatul M.

I have favorite singer. I'd like to introduce my favorite singer. **He is** name Iqbal Diafakhri Ramadhan. He is very

tall. He is very handsome. **He have good style.** He have hobby singer.

/aɪ həv /'fɛvərɪt/'sɪndʒər/ /aɪd **lɪk** tu: ,ɪnrə'du:s maɪ
(favorite) 'sɪndʒər/ /hi: ɪz **nem** (Iqbal) (Diafakhri)
(Ramadhan)/ /hi: ɪz 'veri: tɔ:l//hi: ɪz 'veri: 'hænsəm/ /hi:
həv gʊd **stɪl**/ /hi: həv 'hɑ:bi: 'sɪndʒər/

Scoring:

/'fɛvərɪt/ should be /'fɛvərɪt/

lɪk should be **laɪk**

stɪl/ should be **staɪl**/

nem should be **neɪm**

he is should be his name is

he have good should be he has good style

P:3 V:3 S:3 F:2 C:3

Total score 14 x4 = 56

Appendix 7

LESSON PLAN (EXPERIMENTAL CLASS)

School	: MA Futuhiyyah 02 Mranggen Demak.
Class/Semester	: X/ second semester
Subject/Skill	: English Language/ Speaking skill
Material	: Descriptive Text (Describing people and physical appearance)
Time Allocation	: 2x45 minutes
Year	: 2016/2017

A. Standard of Competence

4. Expressing the meaning in oral short functional text and simple monologue in the form of descriptive and recount text to interact in daily life.

B. Basic Competence

- 4.2 To express meaning in monologue text using spoken language in the context of daily life accurately, fluently, and acceptably involving descriptive and recount text.

C. Indicators

1. Using the social function of descriptive text.
2. Using the generic structure of descriptive text.
3. Using language features of descriptive text.
4. Produce a text in form of descriptive text.

D. Learning Aims

1. Students are able to use social function of descriptive text.
2. Students are able to use generic structure of descriptive text.
3. Students are able to use language features of descriptive text.
4. Students are able to produce a descriptive text based on the form

E. Learning Material

1) Regular Material

Definition of descriptive text, is a text that describes what kind of person or an object described, good shape, properties, and others numbers. Goal (purpose) of descriptive text was clear, namely to explain, describe or disclose an individual or an object.

- a. The following shows the social function of descriptive text.

The social function of descriptive text to describe a particular person, place, animal, or things.

- b. The following shows the generic structure of descriptive text, there are:

1. Identification :Identifies phenomenon to be describe.
2. Description :Describes parts, qualities, characteristics.

- c. The following shows language features of descriptive text, there are:
1. Focus on specific participant.
 2. Using to be (is, am, are), s+to be+adj/adv
 3. Using simple present tense (s+v1+s/es)

Text I

My Friend and Her New Shoes

I have a close Friend. She is beautiful, attractive and trendy. She always want to be a trend setter of the day. She always pays much attention on her appearance. Recently, she bought a new stylist foot legs from blowfish shoes products. This shoes really matches on her.

Her new blowfish women's shoes are wonderful. When she are walking on that shoes, all her friends, including me watch and admire that she has the most suitable shoes on her physical appearance. The style, bright color, and brand represent her as a smart woman of the day. She really have perfect appearance.

She is really mad on that shoes. She said that the products covered all genders. The blowfish men's shoes are as elegant as she has. The products provide varieties of choice. Ballet, casual, boot athletic shoes are designed in attractive way. The products are international trader mark and become the hottest trend.

Generic Structure Descriptive text:

1. Identification: What is the text about? The first information of the object: I have a close Friend.
2. Description: Some paragraphs of special feature of the object described she is beautiful, attractive and trendy. Her new blowfish women's shoes are wonderful. She is really mad on that shoes.

2) Remedial Material

Physical appearance, is according to what people see when they first set their eyes on you, judgments about your personality and abilities are going to be concluded.

Here are some words to describe people's appearance:

1. Hair : long, medium, short, curly, dark, brown, red, gray.
2. Eyes : green, blue, brown, gray
3. Nose : long, pointed
4. Mouth : wide, full lips, generous; thin lips.
5. Chin : pointed, firm, weak.
6. Face : oval, round, long, high cheekbones.
7. Forehead : high, low
8. Ears : big, small.
9. Shoulders : broad, narrow.
10. Build : thin, slender, muscular, heavily built, plump, overweight, fat.

11. Height : tall, medium height, short.
12. Age : young, middle aged, elderly, old.
13. Personality : serious, cheerful, worried, friendly

Text II

My Grandmother

My Grandmother is a very gentle, loving and caring person. She never raises her voice at anyone. She has lived with me for as long as I can remember. She takes care of me when Mom and Dad go to work. My Grandmother is a very neat and tidy person. She has very dry grey hair which she usually pulls up into a bun. She has dark brown eyes that twinkle whenever she sees me. I hardly ever see them wet.

Grandmother likes to tell stories. She usually tells me brief stories of Her childhood and expresses them very well with her tired, old, wrinkled hands. Sometime, she also tells story about my Grandfather who has passed away. My dear Grandmother always says good things about him. She once told me that he was the nicest person she had ever met.

(<https://agusmualief.wordpress.com/2010/12/01/genre-of-text/>)

Copy the text and put in the space below!

Identification

Description

3) **Enrichment Material**

Text III

My Beloved Mother

(Identification)

Every people certainly have a mother. It is because people are born from her. The existence of her among us is definitely important. That is why I love her so much. I owe great debt to what she has been doing to me until right now. And here is my mother.

(Description)

My mother's name is Khodijah. She was born 49 years ago. She is short, but not too short. She is little fat. And she is old. She has got short white straight hair. She has got brown skin. She is beautiful. Her hand is so soft,

the hand that have taught me to be kind person. She never stops to support me. She always tells me to not give up so easily. She always gives me some fine solutions when I have some problems. The importance of her is never denied. That is why I never reject her willing.

(<http://www.belajarbahasainggris.us/2016/07/descriptive-text-penjelasan-contoh.html>)

Find the more meaning of the following word

Word	Meaning
People	Used to refer to persons in general or everyone, or informally to the group of people that you are speaking to
Skin	The natural outer layer which covers a person, animal, fruit, etc.
Kind	Generous, helpful and thinking about other people's feelings
Old	The period in a person's life when he or she is old

F. Learning Method

Inductive Learning Method

G. Teaching Media

1. Video
2. Pictures

H. Source of Material

1. Sari K.D, My English Workbook! 1, Erlangga: PT. Gelora Aksara Pratama, 2011.
2. Video: Describing People, Physical Appearance

<https://www.youtube.com/watch?v=K6KBeFaXI-g>

<https://www.youtube.com/watch?v=UzpcpfvEQwQ>

<https://youtu.be/DWHzoaVrxBM>

I. Learning Activities (2x45 minutes)

a. First Meeting (90 minutes)

Learning activities

1. Pre-activities (10 minutes)

a. Orientation

Students respond to greeting and teachers' question about learning before.

b. Motivation

Students listen to the motivation from teacher to study hard and sincerely.

c. Apperception

Students receive information about learning that will be conducted.

2. Main activities (70 minutes)

a. Exploration (20 minutes)

1) Teacher informs students about the material that will be studied.

2) Teacher asks students (what do you look like today)

3) Teacher informs students the example of descriptive text.

- 4) Teacher explain social function, generic structure, and language features of descriptive text.
- 5) Teacher gives text I, to explain the form of descriptive text.

b. Elaboration (40 minutes)

- 1) Teacher asks students to watch video (vocabulary of descriptive text), and asks students to write the vocabulary.
- 2) Teacher asks students to write complete the video, and check students understand by asking question.
- 3) Teacher asks students to watch second video (example of descriptive text), and asks students to comprehend.
- 4) Teacher gives task I to make sure that the students comprehend about the video, after that correct together.
- 5) Teacher asks students to make short descriptive text like the example(describing people|friends|).
- 6) Teacher asks one of the students to practice orally in front of class based on his/her text.

c. Confirmation (10 minutes)

- 1) Teacher appreciate students' work.

- 2) Teacher gives feedback for students.
 - 3) Teacher reviews the material.
 - 4) Teacher gives task II (homework) to students.
3. Post-activities (10 minutes)
- a) Conclusion : students and teacher conclude the learning collectively
 - b) Reflection : students do reflection about activities have been done.
 - c) Evaluation : students answer the teachers' question about descriptive text.

b. Second Meeting

Learning Activities

1. Pre Activities

a. Orientation

Students respon greeting and teachers' question about learning before.

b. Motivation

Students listen to the motivation from teacher to study hard and sincerely.

c. Apperception

Students receive information about learning that will be conducted.

2. Main Activities

a. Exploration

- 1) Teacher reviews the last material to the students.
- 2) Teacher gives students chance to asks question about the last material.
- 3) Teacher reminded students about the last assignment(homework) task II.

b. Elaboration

- 1) Teacher divided class into 4-5 group.
- 2) Teacher gives task III into each group, to make sure that the students comprehend of descriptive text last material.
- 3) Asks students to work the task during the teacher play the video.
- 4) Teacher asks students to work their task after the teachers' instruction.
- 5) Teacher check their work and correct together.
- 6) Teacher asks students to practice the students' homework orally.

c. Confirmation

- 1) Teacher appreciate students' work.
- 2) Teacher gives feedback.
- 3) Teacher gives opportunity to students for asking question.

3. Post Activities

- a. Conclusion : students and teacher conclude the learning collectively
- b. Reflection : students do reflection about activities have been done.
- c. Evaluation : students answer the teachers' question about descriptive text.

c. **Third Meeting**

Learning Activities

1. Pre Activities

- a. Orientation
Students respon greeting and teachers' question about learning before.
- b. Motivation
Students listen to the motivation from teacher to study hard and sincerely.
- c. Apperception
Students receive information about learning that will be conducted.

2. Main Activities

- a. Exploration
 - 1) Teacher reviews the last material.
 - 2) Teacher gives students chance to asks question about the last material.

- 3) Teacher reminded students about the form of descriptive text.
- b. Elaboration
 - 1) Teacher explain about simple present tense using the video(forming the present simple tense in English), and asks students to comprehend.
 - 2) Teacher give opportunity to students for asking question based on the video.
 - 3) Teacher gives students task IV, to make sure that students comprehend about the video.
 - 4) Teacher asks students to work in pairs.
 - 5) Teacher and students check the answers together.
 - c. Confirmation
 - 1) Teacher appreciate students' work.
 - 2) Gives feedback for students.
 - 3) Teacher reviews the material.
 - 4) Teacher gives opportunity to students for asking question.
3. Post Activities
 - a. Conclusion : students and teacher conclude the learning collectively
 - b. Reflection : students do reflection about activities have been done.

- c. Evaluation : students answer the teachers' question about descriptive text.

Task I

Answer this question based on the second video!

1. What is the title of the video?
2. Please mention all of person on the video!
3. What do you look like about Dima?
4. What do you look like about Louise?
5. What is the purposes of the video?

Task II (homework; second meeting)

Look at the video from <https://youtu.be/DWHzoaVrxBM> and please make short descriptive text based on their physical appearance! (Cristiano Ronaldo or Afgan Syahreza)



Here, After you look video and make descriptive text from the video <https://youtu.be/DWHzoaVrxBM> ,please practice orally in front of class your text about (Cristiano Ronaldo or Afgan Syahreza)!

Task III

Please fill in the blank!

Let's sing!

Hi! Today we are going to about

What people like What you like

What is hair?

What do you look like What do you like to ...?

My name is Jan, I'm height

I've got, purple, a color that I like

My are, my skirt is ... I'm funky

I really trendy from my head down my ...

..... name is Dima, he is looking pretty

His hair is He is a with a

Her is Louise,

Her is long and ... She is and looks so ..

When is walking round the .

Now here comes Mish his favorite

His hair is black, his eyes are

He is got a piercing in his

Task IV

Change the word in the bracket into correct simple present tense!

- 1) The teacher (teach) the students everyday.
- 2) Mr. Wahyu (go) to the office.

- 3) The dancer (dance) in the hall.
- 4) Water (flow) from the higher to the lower.
- 5) My mother (not go) to the market.
- 6) Ramza, Razan and Rajni (study) together.
- 7) Doctor (check) the patients twice a day.
- 8) The post man (come) to my school.
- 9) My little sister (not cry) in the night.
- 10) The boys (play) football in the afternoon.

(<http://www.kursusmudahbahasainggris.com/2013/10/cointoh-soal-simple-present-tense.html#ixzz4c18jl8wg>).

J. Assessment

1. Form : Oral test.
2. Technique : Students make short descriptive text and practice it orally a descriptive text based on the video (task III)
3. Aspect, instrument, and scoring guidance :
 - a. Aspect
Oral : pronunciation, vocabulary, structure, fluency, comprehension.
 - b. Instrument
Please practice your homework (task III) orally in front of class!

c. Guided scoring of speaking descriptive text:

Pronunciation : 20%

Vocabulary : 20%

Structure : 20%

Fluency : 20%

Comprehension : 20%

d. Scoring rubric:

Categorized	Score	Description
Pronunciation	5	<ul style="list-style-type: none"> • Have few traces of foreign accent. • Always intelligible, though one is conscious of a definite accent. • Pronunciation problem necessitate concentrated listening and occasionally lead to misunderstanding. • Very hard to understand because of pronunciation problems, must frequently be asked to repeat. • Pronunciation problems so severe as to make speech virtually unintelligible.
	4	
	3	
	2	
	1	
Vocabulary	5	<ul style="list-style-type: none"> • Use of vocabulary and idiom is virtually that of a native speaker. • Sometimes use inappropriate terms and or must rephrase the idea because of lexical inadequate. • Frequently uses the wrong words, conversation some what
	4	
	3	
	2	
	1	

		<p>limited because inadequate vocabulary.</p> <ul style="list-style-type: none"> • Mis use of word and very limited vocabulary make comprehension quite difficult. • Vocabulary limitations so extreme as to make conversation virtually impossible.
Grammar/ Structure	5 4 3 2 1	<ul style="list-style-type: none"> • Makes few noticeable errors of grammar and word order. • Occasionally makes grammatical and/ or word order error which do not, however obscure the meaning. • Makes frequent errors of grammar and word order which occasionally obscure meaning. • Grammar and word order errors make comprehension difficult. Must often rephrase sentences and or restrict himself to basic patterns. • Errors in grammar and word order so, severe as to make speech virtually unintelligible.
Fluency	5 4 3 2 1	<ul style="list-style-type: none"> • Speed as fluent and effortless as that of a native speaker. • Speed of the speech seems to be slightly affected by language problem. • Speed and fluency are rather strongly affected by language problems. • Usually hesitant, often forced into silent by language limitations.

		<ul style="list-style-type: none"> • Speech is so halting and fragmentary as to make conversation.
Comprehension	5 4 3 2 1	<ul style="list-style-type: none"> • Appears to understand everything without difficulty. • Understand nearly everything at normal speed, although occasionally repetition may be necessary. • Understand most of what is said at slower than normal speed with repetition. • Has great difficulty following what is said. • Cant be said to understand even simple conversation virtually impossible.

Score of each student = *total score x 4 = value*

<p>5+5+5+5+5:25 25x4: 100(total score)</p>
--

English Teacher



Wahida Rohmawati, S.Pd

NIP.

Demak, April 02th 2017

Researcher



Nur Kholipah

NIM. 133411056

Appendix 8

LESSON PLAN (CONTROL CLASS)

School	: MA Futuhiyyah 02 Mranggen Demak.
Class/Semester	: X/ second semester
Subject/Skill	: English Language/ Speaking skill
Material	: Descriptive Text (Describing people and physical appearance)
Time Allocation	: 2x45 minutes
Year	: 2016/2017

A. Standard of Competence

4. Expressing the meaning in oral short functional text and simple monologue in the form of descriptive and recount text to interact in daily life.

B. Basic Competence

4.2 To express meaning in monologue text using spoken language in the context of daily life accurately, fluently, and acceptably involving descriptive and recount text.

C. Indicators

1. Using the social function of descriptive text.
2. Using the generic structure of descriptive text.
3. Using language features of descriptive text.
4. Produce a text in form of descriptive text.

D. Learning Aims

- 1) Students are able to use social function of descriptive text.
- 2) Students are able to use generic structure of descriptive text.
- 3) Students are able to use language features of descriptive text.
- 4) Students are able to produce a descriptive text based on the form

E. Learning Material

1) Regular Material

Definition of descriptive text, is a text that describes what kind of person or an object described, good shape, properties, and others numbers. Goal (purpose) of descriptive text was clear, namely to explain, describe or disclose an individual or an object.

- a. The following shows the social function of descriptive text. The social function of descriptive text to describe a particular person, place, animal, or things.
- b. The following shows the generic structure of descriptive text, there are:
 1. Identification: Identifies phenomenon to be describe.
 2. Description: Describes parts, qualities, characteristics.

- c. The following shows language features of descriptive text, there are:
4. Focus on specific participant.
 5. Using to be (is, am, are), s+to be+adj/adv
 6. Using simple present tense (s+v1+s/es)

Text I

My Friend and Her New Shoes

I have a close Friend. She is beautiful, attractive and trendy. She always want to be a trend setter of the day. She always pays much attention on her appearance. Recently, she bought a new stylist foot legs from blowfish shoes products. This shoes really matches on her.

Her new blowfish women's shoes are wonderful. When she are walking on that shoes, all her friends, including me watch and admire that she has the most suitable shoes on her physical appearance. The style, bright color, and brand represent her as a smart woman of the day. She really have perfect appearance.

She is really mad on that shoes. She said that the products covered all genders. The blowfish men's shoes are as elegant as she has. The products provide varieties of choice. Ballet, casual, boot athletic shoes are designed in attractive way. The products are international trader mark and become the hottest trend.

Generic Structure Descriptive text:

1. Identification: What is the text about? The first information of the object: I have a close Friend.
2. Description: Some paragraphs of special feature of the object described she is beautiful, attractive and trendy. Her new blowfish women's shoes are wonderful. She is really mad on that shoes.

2) Remedial Material

Physical appearance, is according to what people see when they first set their eyes on you, judgments about your personality and abilities are going to be concluded.

Here are some words to describe people's appearance:

1. Hair : long, medium, short, curly, dark, brown, red, gray.
2. Eyes : green, blue, brown, gray
3. Nose : long, pointed
4. Mouth : wide, full lips, generous; thin lips.
5. Chin : pointed, firm, weak.
6. Face : oval, round, long, high cheekbones.
7. Forehead : high, low
8. Ears : big, small.
9. Shoulders : broad, narrow.
10. Build : thin, slender, muscular, heavily built, plump, overweight, fat.

11. Height : tall, medium height, short.
12. Age : young, middle aged, elderly, old.
13. Personality : serious, cheerful, worried, friendly

Text II

My Grandmother

My Grandmother is a very gentle, loving and caring person. She never raises her voice at anyone. She has lived with me for as long as I can remember. She takes care of me when Mom and Dad go to work. My Grandmother is a very neat and tidy person. She has very dry grey hair which she usually pulls up into a bun. She has dark brown eyes that twinkle whenever she sees me. I hardly ever see them wet.

Grandmother likes to tell stories. She usually tells me brief stories of Her childhood and expresses them very well with her tired, old, wrinkled hands. Sometime, she also tells story about my Grandfather who has passed away. My dear Grandmother always says good things about him. She once told me that he was the nicest person she had ever met.

(<https://agusmualief.wordpress.com/2010/12/01/genre-of-text/>)

Copy the text and put in the space below!

Identification

Description

3) Enrichment Material

Text III

My Beloved Mother

(Identification)

Every people certainly have a mother. It is because people are born from her. The existence of her among us is definitely important. That is why I love her so much. I owe great debt to what she has been doing to me until right now. And here is my mother.

(Description)

My mother's name is Khodijah. She was born 49 years ago. She is short, but not too short. She is little fat. And she is old. She has got short white straight hair. She has got brown skin. She is beautiful. Her hand is so soft, the hand that have taught me to be kind person. She never stops to support me. She always tells me to not give up so

easily. She always gives me some fine solutions when I have some problems. The importance of her is never denied. That is why I never reject her willing.

(<http://www.belajarbahasainggris.us/2016/07/descriptive-text-penjelasan-contoh.html>)

Find the more meaning of the following word

Word	Meaning
People	Used to refer to persons in general or everyone, or informally to the group of people that you are speaking to
Skin	The natural outer layer which covers a person, animal, fruit, etc.
Kind	Generous, helpful and thinking about other people's feelings
Old	The period in a person's life when he or she is old

F. Learning Method

Inductive Learning Method

G. Teaching Media

1. Pictures
2. Worksheet

H. Source of Material

1. Sari K.D, My English Workbook! 1, Erlangga: PT. Gelora Aksara Pratama, 2011.
2. (<https://agusmualief.wordpress.com/2010/12/01/genre-of-text/>)
3. (<http://www.belajarbahasainggris.us/2016/07/descriptive-text-penjelasan-contoh.html>)

I. Learning Activities (2x45 minutes)

a. First Meeting (90 minutes)

Learning activities

1. Pre-activities(10 minutes)
 - a. Orientation
Students respon greeting and teachers' question about learning before.
 - b. Motivation
Students listen to the motivation from teacher to study hard and sincerely.
 - c. Apperception
Students receive information about learning that will be conducted.
2. Main activities (70 minutes)
 - a. Exploration
 1. Teacher inform to students about the material that will be studied.

2. Teacher asks students (what do you look like today)
 3. Teacher inform students the example of descriptive text.
 4. Teacher explain social function, generic structure, and language features of dexcriptive text.
- b. Elaboration
1. Teacher gives text I to students, to explain the form of descriptive text.
 2. Teacher asks one of students to practice orally in front of class like the example of describing people. The aims to encourage students' self confident.
 3. Teacher gives task I and asks students to work individually.
 4. Teacher checks and correct the answers.
 5. Teacher asks 1-3 students to practice orally in front of class like their job in task 1. The aims to encourage students' self confident.
- c. Confirmation
1. Teacher appreciate students' work.
 2. Teacher gives feedback for students.
 3. Teacher reviews the material.
 4. Teacher gives task II (homework) to students.

3. Post-activities(10 minutes)

- a. Conclusion : students and teacher conclude the learning collectively.
- b. Reflection : students do reflection about activities have been done.

Evaluation : students answer the teachers' question about descriptive text.

b. Second meeting

Learning Activities

1. Pre Activities

- a. Orientation
Students respon greeting and teachers' question about learning before.
- b. Motivation
Students listen to the motivation from teacher to study hard and sincerely.
- c. Apperception
Students receive information about learning that will be conducted.

2. Main Activities

- a. Exploration
 - 1) Teacher reviews the last material to the students.
 - 2) Teacher gives students chance to asks question about the last material.

3) Teacher reminded students about the last assignment(homework) task II.

b. Elaboration

- 1) Teacher divided class into 4-5 group.
- 2) Teacher gives task III into each group.
- 3) Asks students to work the task based on their group.
- 4) Teacher asks students to work their task after the teachers' instruction.
- 5) Teacher check their work and correct together.
- 6) Teacher asks students to practice the students' homework orally.

c. Confirmation

- 1) Teacher appreciate students' work.
- 2) Teacher gives feedback.
- 3) Teacher gives opportunity to students for asking question.

3. Post Activities

- a. Conclusion : students and teacher conclude the learning collectively.
- b. Reflection : students do reflection about activities have been done.
- c. Evaluation : students answer the teachers' question about descriptive text.

c. Third Meeting

Learning Activities

1. Pre Activities

a. Orientation

Students respon greeting and teachers' question about learning before.

b. Motivation

Students listen to the motivation from teacher to study hard and sincerely.

c. Apperception

Students receive information about learning that will be conducted.

2. Main Activities

a. Exploration

1. Teacher reviews the last material.

2. Teacher gives students chance to asks question about the last material.

3. Teacher reminded students about the form of descriptive text.

b. Elaboration

1. Teacher explain about simple present tense.

2. Teacher gives students task v.

3. Teacher asks students to work in pairs.

4. Teacher and students check the answers together.

- c. Confirmation
 - 1. Teacher appreciate students' work.
 - 2. Gives feedback for students.
 - 3. Teacher reviews the material.

Teacher gives opportunity to students for asking question.

- 3. Post activities
 - a. Conclusion : students and teacher conclude the learning collectively.
 - b. Reflection : students do reflection about activities have been done.
 - c. Evaluation : students answer the teachers' question about descriptive text.

Task I

Complete with suitable word and use signal word!

Cook	Is	His	Her
Head	Yard	Old	Sport

Mr. Supriyadi is a ... (1) teacher at our school. He ... (2) about 45 years (3) Most of ... (4) hair has turned white. By seven o'clock in the morning he is always in the school ... (5) and ready to teach. A cap on his ... (6) accompanies him when teaching. He is also known as a good ... (7) because he is really good at cooking.

Task II

- A. Rearrange the jumbled words to make a good sentence!

1. carefully - car - Mr. Supriyadi - his - drives - very - always.
2. Jessica - more - my - is - than - neighbor.
3. Mentor - she - my - is - more - than.
4. Special - she - so - is.
5. Facial - her - are - features - soft - very.

B.

My Beloved Mother

Every people certainly have a mother. It is because people are born from her. The existence of her among us is definitely important. That is why I love her so much. I owe great debt to what she has been doing to me until right now. And here is my mother.

My mother's name is Khodijah. She was born 49 years ago. She is short, but not too short. She is little fat and she is old. She has got short white straight hair. She has got brown skin. She is beautiful. Her hands is so soft, the hands that have taught me to be kind person. She never stops to support me. She always tells me to not give up so easily. She always gives me some fine solutions when I have some problems. The importance of her is never denied. That is why I never reject her willing.

Copy the text and put in the space below!

Identification


--

Description

--

Task III

Please describe the pictures like the example!

Johny	Mr. Joe	Describing people: 1. Johny: He has black hair, he has tall man, friendly, the shirt is yellow, casually dressed, he has brown skin, he is middle aged etc..
Stevanie	Cristy	
		2. 3.

Task V

Change the word in the bracket into correct simple present tense!

1. The teacher (teach) the students everyday.
2. Mr. Wahyu (go) to the office.
3. The dancer (dance)..... in the hall.
4. Water (flow) from the higher to the lower.
5. My mother (not go) to the market.
6. Ramza, Razan and Rajni (study) together.
7. Doctor (check) the patients twice a day.
8. The post man (come) to my school.
9. My little sister (not cry) in the night.
10. The boys (play) football in the afternoon.

(<http://www.kursusmudahbahasainggris.com/2013/10/contoh-soal-simple-present-tense.html#ixzz4c18jl8wg>).

J. Assessment

1. Form : Oral test.
2. Technique : based on the picture(task III), asks students to practice orally using their own language.
3. Aspect, instrument, and scoring guidance :
 - a. Aspect
Oral : pronunciation, vocabulary, structure, fluency, comprehension.
 - b. Instrument
Students make short descriptive text based on the picture (task III).
Please practice your work(short descriptive text) orally in front of class!

c. Guided scoring of speaking descriptive text:

Pronunciation : 20%

Vocabulary : 20%

Structure : 20%

Fluency : 20%

Comprehension : 20%

e. Scoring rubric:

Categorized	Score	Description
Pronunciation	5	<ul style="list-style-type: none"> • Have few traces of foreign accent. • Always intelligible, though one is conscious of a definite accent. • Pronunciation problem necessitate concentrated listening and occasionally lead to misunderstanding. • Very hard to understand because of pronunciation problems, must frequently be asked to repeat. • Pronunciation problems so severe as to make speech virtually unintelligible.
	4	
	3	
	2	
	1	
Vocabulary	5	<ul style="list-style-type: none"> • Use of vocabulary and idiom is virtually that of a native speaker. • Sometimes use inappropriate terms and or must rephrase the idea because of lexical inadequate. • Frequently uses the wrong words, conversation some what
	4	
	3	
	2	
	1	


		<p>limited because inadequate vocabulary.</p> <ul style="list-style-type: none"> • Mis use of word and very limited vocabulary make comprehension quite difficult. • Vocabulary limitations so extreme as to make conversation virtually impossible.
Grammar/ Structure	5 4 3 2 1	<ul style="list-style-type: none"> • Makes few noticeable errors of grammar and word order. • Occasionally makes grammatical and/ or word order error which do not, however obscure the meaning. • Makes frequent errors of grammar and word order which occasionally obscure meaning. • Grammar and word order errors make comprehension difficult. Must often rephrase sentences and or restrict himself to basic patterns. • Errors in grammar and word order so, severe as to make speech virtually unintelligible.
Fluency	5 4 3 2 1	<ul style="list-style-type: none"> • Speed as fluent and effortless as that of a native speaker. • Speed of the speech seems to be slightly affected by language problem. • Speed and fluency are rather strongly affected by language problems. • Usually hesitant, often forced into silent by language limitations.

		<ul style="list-style-type: none"> • Speech is so halting and fragmentary as to make conversation.
Comprehension	5 4 3 2 1	<ul style="list-style-type: none"> • Appears to understand everything without difficulty. • Understand nearly everything at normal speed, although occasionally repetition may be necessary. • Understand most of what is said at slower than normal speed with repetition. • Has great difficulty following what is said. • Cant be said to understand even simple conversation virtually impossible.

Score of each student = $total\ score \times 4 = value$

$$5+5+5+5+5:25$$

$$25 \times 4: 100(\text{total score})$$

English Teacher


Wahida Rohmawati, S.Pd

NIP.

Demak, April 03th 2017

Researcher



Nur Kholipah

NIM. 133411056

Appendix 9

Pre-test score of experimental class

NO.	XF	P	V	S	F	C	SUM
1	72	4	4	3	3	4	18
2	64	3	3	3	3	4	16
3	56	3	3	3	2	3	14
4	72	4	4	3	3	4	18
5	60	3	3	3	3	3	15
6	52	2	3	3	2	3	13
7	60	3	3	3	3	3	15
8	52	2	3	3	2	3	13
9	48	2	2	2	3	3	12
10	64	3	3	3	3	4	16
11	64	3	3	3	3	4	16
12	64	3	3	3	3	4	16
13	60	3	3	3	3	3	15
14	60	3	3	3	3	3	15
15	44	2	3	2	2	2	11
16	64	3	3	3	3	4	16
17	60	3	3	3	3	3	15
18	52	2	3	3	2	3	13
19	60	3	3	3	3	3	15
20	60	3	3	3	3	3	15
21	64	3	3	3	3	4	16
22	64	3	3	3	3	4	16
23	56	3	3	3	2	3	14
24	64	3	3	3	3	4	16
25	56	3	3	3	2	3	14
26	56	3	3	3	2	3	14
27	56	3	3	3	2	3	14
28	60	3	3	3	3	3	15
29	56	3	3	3	2	3	14
30	56	3	3	3	2	3	14
31	56	3	3	3	2	3	14
32	56	3	3	3	2	3	14

33	64	3	3	3	3	4	16
34	64	3	3	3	3	4	16
35	56	3	3	3	2	3	14
Sum	2072						
N	35						
X_1	59.2						
S_1^2	36.1						
S_1	6,1						

Note: P: pronunciation, V: vocabulary, S: structure, F: fluncy,
C: comprehension

Appendix 10

Pre-test score of control class

NO.	XE	P	V	S	F	C	SUM
1	52	2	3	3	2	3	13
2	60	3	3	3	3	3	15
3	52	2	3	3	2	3	13
4	56	3	3	3	2	3	14
5	48	2	2	2	3	3	12
6	52	2	3	3	2	3	13
7	72	4	4	3	3	4	18
8	48	2	2	2	3	3	12
9	60	3	3	3	3	3	15
10	52	2	3	3	2	3	13
11	56	3	3	3	2	3	14
12	56	3	3	3	2	3	14
13	64	3	3	3	3	4	16
14	60	3	3	3	3	3	15
15	60	3	3	3	3	3	15
16	56	3	3	3	2	3	14
17	60	3	3	3	3	3	15
18	44	2	3	2	2	2	11
19	64	3	3	3	3	4	16
20	72	4	4	3	3	4	18
21	60	3	3	3	3	3	15
22	48	2	2	2	3	3	12
23	48	2	2	2	3	3	12
24	60	3	3	3	3	3	15
25	56	3	3	3	2	3	14
26	60	3	3	3	3	3	15
27	48	2	2	2	3	3	12
28	48	2	2	2	3	3	12
29	56	3	3	3	2	3	14
30	60	3	3	3	3	3	15
31	48	2	2	2	3	3	12
32	56	3	3	3	2	3	14

33	56	3	3	3	2	3	14
34	56	3	3	3	2	3	14
35	56	3	3	3	2	3	14
Sum	1960						
N	35						
X_1	56						
S_1^2	42.35						
S_1	6.50						

Notes: P: pronunciation, V: vocabulary, S: structure, F: fluncy, C: comprehension

Appendix 11

Post-test score of experimental class

NO.	XF	P	V	S	F	C	SUM
1	72	4	4	3	3	4	18
2	60	3	3	3	3	3	15
3	72	4	4	3	3	4	18
4	72	4	4	3	3	4	18
5	48	2	2	2	3	3	12
6	60	3	3	3	3	3	15
7	80	4	4	4	4	4	20
8	60	3	3	3	3	3	15
9	52	2	3	3	2	3	13
10	72	4	4	3	3	4	18
11	80	4	4	4	4	4	20
12	64	3	3	3	3	4	16
13	72	4	4	3	3	4	18
14	64	3	3	3	3	4	16
15	48	2	2	2	3	3	12
16	60	3	3	3	3	3	15
17	80	4	4	4	4	4	20
18	60	3	3	3	3	3	15
19	60	3	3	3	3	3	15
20	80	4	4	4	4	4	20
21	72	4	4	3	3	4	18
22	72	4	4	3	3	4	18
23	72	4	4	3	3	4	18
24	80	4	4	4	4	4	20
25	72	4	4	3	3	4	18
26	52	2	3	3	2	3	13
27	76	4	4	4	3	4	19
28	80	4	4	4	4	4	20
29	56	3	3	3	2	3	14
30	64	3	3	3	3	4	16
31	64	3	3	3	3	4	16
32	56	3	3	3	2	3	14

33	64	3	3	3	3	4	16
34	56	3	3	3	2	3	14
35	56	3	3	3	2	3	14
Jumlah	2308						
N	35						
\bar{X}_1	65.94						
S_1^2	161.29						
S_1	12.7						

Notes: P: pronunciation, V: vocabulary, S: structure, F: fluncy, C: comprehension

Appendix 12

Post-test score of control class

NO.	X E	P	V	S	F	C	SUM
1	52	2	3	3	2	3	13
2	56	3	3	3	2	3	14
3	52	2	3	3	2	3	13
4	72	4	4	3	3	4	18
5	44	2	3	2	2	2	11
6	52	2	3	3	2	3	13
7	72	4	4	3	3	4	18
8	56	3	3	3	2	3	14
9	60	3	3	3	3	3	15
10	52	2	3	3	2	3	13
11	44	2	3	2	2	2	11
12	52	2	3	3	2	3	13
13	60	3	3	3	3	3	15
14	60	3	3	3	3	3	15
15	60	3	3	3	3	3	15
16	52	2	3	3	2	3	13
17	60	3	3	3	3	3	15
18	56	3	3	3	2	3	14
19	60	3	3	3	3	3	15
20	64	3	3	3	3	4	16
21	60	3	3	3	3	3	15
22	52	2	3	3	2	3	13
23	52	2	3	3	2	3	13
24	60	3	3	3	3	3	15
25	52	2	3	3	2	3	13
26	60	3	3	3	3	3	15
27	56	3	3	3	2	3	14
28	56	3	3	3	2	3	14
29	44	2	3	2	2	2	11
30	64	3	3	3	3	4	16
31	56	3	3	3	2	3	14
32	56	3	3	3	2	3	14
33	56	3	3	3	2	3	14

34	56	3	3	3	2	3	14
35	56	3	3	3	2	3	14
Jumlah	1972						
N	35						
X_1	56.3						
S_1^2	42.71						
S_1	6.53						

Notes: P: pronunciation, V: vocabulary, S: structure, F: fluncy, C: comprehension

Appendix 13

Uji Kesamaan Dua Varians (homogenitas) Data Pre-test Antara Kelas Eksperimen dan Kontrol

Hipotesis

$H_0 : \sigma_1 = \sigma_2$ homogeny variant

$H_a : \sigma_1 \neq \sigma_2$ homogeny variant

Uji hipotesis =

$$F = \frac{\text{Varians Terbesar}}{\text{variens terkecil}}$$

Dari data diperoleh :

Variance Source	Experimental	Control
Sum of score ($\sum X$)	2072	1960
The number of student (n)	35	35
Average (x)	59.2	56
Variance (S^2)	34.63	42.35
Deviation standard (S)	5.88	6.50

Berdasarkan rumus diatas diperoleh =

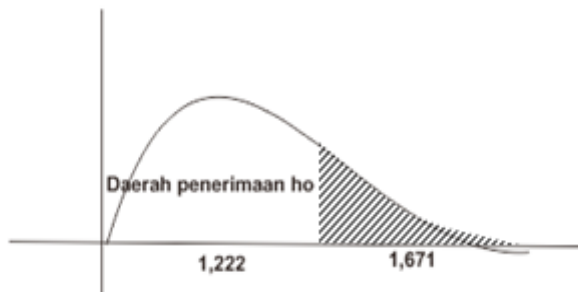
$$F = \frac{42.3529}{34.6352} = 1.228$$

Pada a 5 % dengan :

dk pembilang = nb-1 = 35-1=34

dk penyebut = nk-1 = 35-1=34

$$F(0,05),(34;34) = 68 = 1,671$$



karena f terdapat pada daerah penerimaan h_0 , maka dpt disimpulkan bahwa kedua kelompok mempunyai varians yg sama /homogen

Appendix 14

The Average Similarity Test of Pre-test of the Experimental and Control Classes

Hipotesis :

$$H_o: \mu_1 = \mu_2$$

$$H_a: \mu_1 \neq \mu_2$$

Uji hipotesis menggunakan rumus:

$$t = \frac{\bar{x}_1 - \bar{x}_2}{s \sqrt{\frac{1}{n_1} + \frac{1}{n_2}}}$$

$$s = \sqrt{\frac{(n_1 - 1)s_1^2 + (n_2 - 1)s_2^2}{n_1 + n_2 - 2}}$$

Dari data diperoleh:

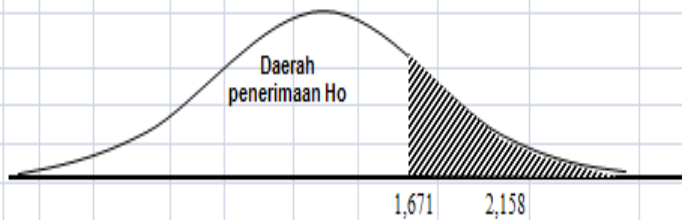
Source of variance	Experimental	Control
Sum of score ($\sum X$)	2072	1960
The number of student (n)	35	35
Average (x)	59.2	56
Variance (S^2)	34.63	42.35
Deviation standard (S)	5.88	6.50

Berdasarkan data diatas diperoleh hasil:

$$S = \frac{\sqrt{(35-1)34.63 + (35-1)42.35}}{35+35-2} = 6.2$$

$$t = \frac{59.2-56}{6.2 \sqrt{\frac{1}{35} + \frac{1}{35}}} = 2.158$$

Pada $\alpha = 5\%$ dengan $df = 35+35 - 2 = 68$ diperoleh $t_{(0,05)(68)} = 1,671$



karena t berada pada daerah penerimaan H_0 , maka dpt disimpulkan bahwa kedua kelas tdk homogen

Appendix 15

Uji Kesamaan Dua Varians (homogenitas) Data Post-test Antara Kelas Eksperimen dan Kontrol

Hipotesis

$H_0 : \sigma_1 = \sigma_2$ homogeny variant

$H_a : \sigma_1 \neq \sigma_2$ homogeny variant

Uji hipotesis =

$$F = \frac{\text{Varians Terbesar}}{\text{variens terkecil}}$$

Dari data diperoleh :

Source of variance	Experimental	Control
Sum of score ($\sum X$)	2308	1972
The number of student (n)	35	35
Average (X)	65.94	56.34
Variance (S^2)	96.34	39.87
Deviation standard (S)	9.81	6.31

Berdasarkan rumus diatas diperoleh:

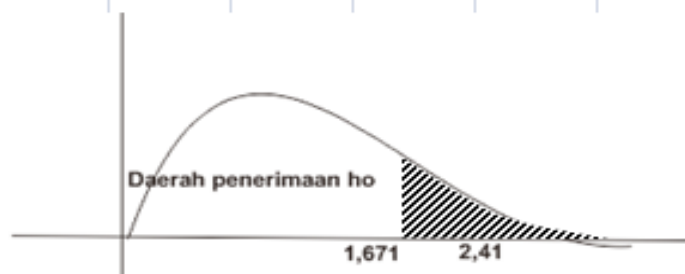
$$F = \frac{96.34}{39.87} = 2.41$$

Pada a 5% dengan:

$$dk \text{ pembilang} = nb - 1 = 35 - 1 = 34$$

$$dk \text{ penyebut} = nk = n - 1 = 35 - 1 = 34$$

$$F(0,05), 68 = 1,671$$



karena f terdapat pada daerah penerimaan H_0 ,
maka dapat disimpulkan kedua kelompok tidak homogen

Appendix 16

The Average Differences Test of Post-test of the Experimental and Control Classes

Hipotesis:

$$H_o: \mu_1 \leq \mu_2$$

$$H_a: \mu_1 \geq \mu_2$$

Uji hipotesis menggunakan rumus:

$$t = \frac{\bar{x}_1 - \bar{x}_2}{s \sqrt{\frac{1}{n_1} + \frac{1}{n_2}}}$$

$$s = \sqrt{\frac{(n_1 - 1)s_1^2 + (n_2 - 1)s_2^2}{n_1 + n_2 - 2}}$$

Dari data diperoleh:

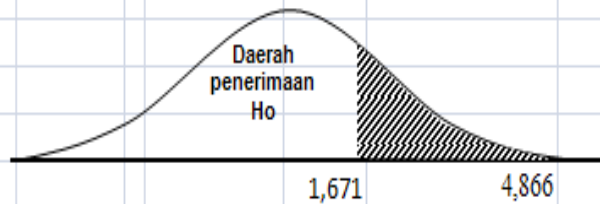
Source of variance	Experimental	Control
Sum of score ($\sum X$)	2308	1972
The number of student (n)	35	35
Average (x)	65.94	56.34
Variance (S^2)	96.34	39.87
Deviation standard (S)	9.81	6.31

Berdasarkan rumus diatas diperoleh hasil:

$$S = \frac{\sqrt{(35-1)96.35 + (35-1)39.88}}{35+35-2} = 8.25$$

$$t = \frac{65.9 - 56.3}{8.25 \sqrt{\frac{1}{35} + \frac{1}{35}}} = 4.86$$

Pada $\alpha = 5\%$ dengan $dk = 35 + 35 - 2 = 68 =$ 1,671



karena t berada pada daerah penerimaan H_0 , maka dpt disimpulkan bahwa ada perbedaan rata-rata dari kedua kelompok.

I / A / L / F
EDUCATION FOR DEVELOPMENT

This is to certify that

Nur Kholipah

has successfully participated in a

Teacher Training Workshop

on

***Practical Ideas for Teaching English
at Junior and Senior High School***

conducted for

KKL Jurusan PBI FITK UIN Walisongo Semarang

29 October 2015



R. L. Howells

Richard Howells
Chief Operating Officer



KEMENTERIAN AGAMA
UNIVERSITAS ISLAM NEGERI WALISONGO
PUSAT PENGEMBANGAN BAHASA

Jl. Prof. Dr. Hamka KM. 02 Kampus III Ngaliyan Telp./Fax. (024) 7614453 Semarang 50185
email : ppb@walisongo.ac.id

شهادة

Url: 10.07137PP.00.94173/2016

بشهاد مركز تنمية اللغة جامعة والي سونجو الإسلامية الحكومية بأن

NUR KHOLIPAH : الطالب/الطالبة

Grobogan, 13 Agustus 1994 : تاريخ و محل الميلاد

201601431108 : رقم القيد

قد تمّحت في اختبار معيار الكفاءة في اللغة العربية (IMKA) بتاريخ ٢٤ يونيو ٢٠١٦

بتقدير: جيد جدا (٤٠٠)

وحررت له الشهادة بناء على طلبه.

سمارانج، ٢٧ أكتوبر ٢٠١٦

مدير،

شمس الدين سيف الله الحاج

١٩٧٠٠٣٢١١٩٩٦٠٣١٠٠



تمتاز : ٥٠٠ - ٤٥٠ :

جيد جدا : ٤٤٩ - ٤٠٠ :

جيد : ٣٩٩ - ٣٥٠ :

مقبول : ٣٤٩ - ٣٠٠ :

راسب : ٢٩٩ - وأدناها

رقم الشهادة : 220161108





KEMENTERIAN AGAMA
UNIVERSITAS ISLAM NEGERI WALISONGO
PUSAT PENGEMBANGAN BAHASA
Jl. Prof. Dr. Hamka KM. 02 Kampus III Ngaliyan Telp./Fax. (024) 7614453 Semarang 50185
email : ppb@walisongo.ac.id

Certificate

Nomor : B-2923/Un.10.0/P3/PP.00.9/06/2017

This is to certify that

NUR KHOLIPAH
Student Reg. Number: 133411056

the TOEFL Preparation Test

conducted by

Language Development Center of State Islamic University (UIN) "Walisongo"
Semarang

On June 14th, 2017

and achieved the following scores:

<i>Listening Comprehension</i>	<i>Structure and Written Expression</i>	<i>Reading Comprehension</i>	<i>Total</i>
45	43	47	450

Semarang, June 22nd, 2017

Director,



Dr. H. Muhammad Saifullah, M.Ag.
19700321 199603 1 003

Certificate Number : 1201715

© TOEFL is registered trademark by Educational Testing Service.
This program or test is not approved or endorsed by ETS.



KEMENTERIAN AGAMA
UNIVERSITAS ISLAM NEGERI WALISONGO
FAKULTAS ILMU TARBIYAH DAN KEGURUAN

Jl. Prof. Dr. Hamka Kampus II Ngaliyan Telp. 7601295 Fax. 7615387 Semarang 50185

Nomor : B-1228/Un.10.3/D1/TL.00./04/2017 Semarang, 04 April 2017
Lampiran : -
Perihal : **Mohon Izin Riset**
a.n : Nur Kholipah
NIM : 133111062

Kepada Yth.
Kepala MA Futuhiyyah 02 Mranggen
di Demak

Assalaamu'alaikum Wr. Wb.

Diberitahukan dengan hormat dalam rangka penulisan skripsi, bersama ini kami hadapkan Mahasiswa :

Nama : Nur Kholipah
NIM : 133411056
Alamat : Ds. Domas Kenteng 04/10, Kec. Toroh, Kab. Grobogan
Judul : The Use of Video to Teach Speaking of Descriptive Text (An
Experimental Research at the Tenth Grade of MA Futuhiyyah 02
Mranggen Demak in the Academic of Year 2016 / 2017)
Pembimbing : Siti Tarwiyah, S.S., M.Hum

Mahasiswa tersebut membutuhkan data-data dengan tema/judul skripsi yang sedang disusun, oleh karena itu kami mohon mahasiswa tersebut diizinkan melakukan riset selama 21 hari, mulai tanggal 05 April 2017 sampai dengan tanggal 25 April 2017.

Demikian atas perhatian dan kerjasamanya, disampaikan terima kasih.

Wassalaamu'alaikum Wr. Wb.

A.n. Dekan,
Wakil Dekan Bidang Akademik



Prof. Dr. Fatah Syukur, M. Ag.
1212199403 1 003

Tembusan :

Dekan Fakultas Ilmu Tarbiyah Dan Keguruan UIN Walisongo Semarang



YAYASAN PONDOK PESANTREN FUTUHIYYAH
مدرسة توحيدية العالمية الثانية
MADRASAH ALIYAH FUTUHIYYAH 2 MRANGGEN
TERAKREDITASI "A"
NPSN : 20362869 NSM : 131233210006
web site: www.mafutuhiyyah2.sch.id e-mail: kantor@mafutuhiyyah2.sch.id

SURAT KETERANGAN

Nomor : MAF-2/23.459/S.Ket/VIII/2017

Yang bertanda tangan di bawah ini Kepala Madrasah Aliyah Futuhiyyah 2 Mranggen Demak menerangkan dengan sesungguhnya bahwa :

NAMA : Nur Kholipah
NIM : 133411056
Alamat : Ds. Domas Kenteng 04/10, Kec. Toroh, Kab. Grobogan
Fak./Program Studi : Fakultas Ilmu Tarbiyah dan Keguruan (FITK), Pendidikan Bahasa Inggris

Telah melaksanakan penelitian dengan judul " The Use Vidio to Teach Speaking of Descriptif Text (An Experimental Research at the Tenth Grade of MA Futuhiyyah 02 Mranggen Demak In the Academic of Year 2016/2017)".

Mulai dari tanggal 05 April sampai dengan 25 April 2017.

Demikian surat ini di buat untuk dijadikan pertimbangan dan dapat dipergunakan dengan sebaik-baiknya.

Mranggen, 12 September 2017
Kepala Madrasah,

Heimi Nur, S.Pd.
MRANGGEN DEMAK



**LABORATORIUM MATEMATIKA
FAKULTAS SAINS DAN TEKNOLOGI
UIN WALISONGO SEMARANG**

Jln. Prof. Dr. Hamka Kampus 2 (Jadg. Lab. MIPA Terpadu LL3) ☎ 7601295 Fax. 7615387 Semarang 50182

PENELITI : Nur Kholipah
NIM : 133411056
JURUSAN : Pendidikan Bahasa Inggris
JUDUL : **THE USE OF VIDEO TO TEACH SPEAKING OF DESCRIPTIVE TEXT**
(An Experimental Research at the Tenth Grade of MA Futuhiyyah
02 Mranggen Demak in the Academic Year of 2016/2017)

HIPOTESIS :

a. Hipotesis Varians :

H_0 : Varians rata-rata kemampuan speaking peserta didik kelas eksperimen dan kontrol adalah identik.

H_1 : Varians rata-rata kemampuan speaking peserta didik kelas eksperimen dan kontrol adalah tidak identik.

b. Hipotesis Rata-rata :

H_0 : Rata-rata kemampuan speaking peserta didik kelas eksperimen \leq kontrol.

H_1 : Rata-rata kemampuan speaking peserta didik kelas eksperimen $>$ kontrol.

DASAR PENGAMBILAN KEPUTUSAN :

H_0 DITERIMA, jika nilai $t_{hitung} \leq t_{tabel}$

H_0 DITOLAK, jika nilai $t_{hitung} > t_{tabel}$

HASIL DAN ANALISIS DATA :

Group Statistics

kelas	N	Mean	Std. Deviation	Std. Error Mean	
nilai awal	eksp	35	59.2000	5.88518	.99478
	kontr	35	56.0000	6.50791	1.10004
nilai akhir	eksp	35	65.9429	9.81578	1.65917
	kontr	35	56.3429	6.31498	1.06743

9-6-17



**LABORATORIUM MATEMATIKA
FAKULTAS SAINS DAN TEKNOLOGI
UIN WALISONGO SEMARANG**

Jln. Prof. Dr. Hamka Kampus 2 (Gdg. Lab. MIPA Terpadu Lt.3) ☎ 7601295 Fax: 7615387 Semarang 50182

Independent Samples Test

		Levene's Test for Equality of Variances		t-test for Equality of Means						
		F	Sig.	t	df	Sig. (2-tailed)	Mean Difference	Std. Error Difference	95% Confidence Interval of the Difference	
									Lower	Upper
nilai awal	Equal variances assumed	.058	.811	2.159	68	.034	3.20000	1.48313	-.24047	6.15953
	Equal variances not assumed			2.159	67.323	.035	3.20000	1.48313	-.23993	6.16007
nilai akhir	Equal variances assumed	13.606	.000	4.866	68	.000	9.60000	1.97288	5.66318	13.53682
	Equal variances not assumed			4.866	58.029	.000	9.60000	1.97288	5.65090	13.54910

1. Pada kolom *Levenes Test for Equality of Variances*, diperoleh nilai sig. = 0,000. Karena sig. = 0,000 < 0,05, maka H₀ DITOLAK, artinya kedua varians rata-rata kemampuan speaking peserta didik kelas eksperimen dan kontrol adalah tidak identik.
2. Karena tidak identiknya varians rata-rata kemampuan speaking peserta didik kelas eksperimen dan kontrol, maka untuk membandingkan rata-rata kemampuan speaking peserta didik kelas eksperimen dan kontrol dengan menggunakan t-test adalah menggunakan dasar nilai t_{hitung} pada baris kedua (*Equal variances not assumed*), yaitu t_{hitung} = 4,866.
3. Nilai t_{tabel} (68;0,05) = 1,671 (*one tail*). Berarti nilai t_{hitung} = 4,866 > t_{tabel} = 1,671 hal ini berarti H₀ DITOLAK, artinya : Rata-rata kemampuan speaking peserta didik kelas eksperimen lebih baik dari rata-rata kemampuan speaking kelas kontrol.

Semarang, 5 September 2017
Ketua Jurusan Pend. Matematika,

Romadiastri



Documentation



Curriculum vitae

Name : Nur Kholipah
Place and date of birth : Grobogan, 13th Agustus 1994
Original address : Jl. Domas RT 04/10 Kenteng Toroh Kab.
Grobogan
Dormitory address : Jl. Stasiun Jerakah no. 275 Tugu Semarang
Mobile phone : 081-542-540-583

Education

1. SDN 2 Kenteng Toroh Kab. Grobogan
2. MTs TA Kenteng Toroh Kab. Grobogan
3. MA Futuhiyyah O2 Mranggen Kab. Demak
4. Students of Education and Teacher Training Faculty
Walisongo State Islamic University Semarang 2013

Semarang, November 29th 2017

The Writer,

Nur Kholipah
NIM. 133411056

BIBLIOGRAPHY

- Arikunto, Suharsimi, *Prosedur Penelitian Suatu Pendekatan Praktik*, Jakarta: PT Rineka Cipta, 2006
- Burgess, Sally, and Katie Head, *How to Teach for Exams*, Pearson Education: Longman, 2007.
- Celce-Murcia, Marianne, *Teaching English as a second or foreign Language*, United State of America, 2001
- Fralinger, Barbara, and Russell Owens, *You Tube as a Learning Tool*, USA: Journal of Collage Teaching & Learning, Volume 06, number 8, 2009.
- Fulcher, Glenn, and Fred Davidson, *Language Testing and Assessment*, Simultaneously Published in the USA and Canada, 2007
- Harmer, Jeremy, *The Practice of English Language Teaching*, Pearson Education: Longman ELT, 2007.
- Handy, *Longman Dictionary of American English*, China: Pearson Education Limited, 2000
- Husna, Lailtul, et. al, *An Analysis of Students' Writing Skill in Descriptive Text at Grade XI IPA 1 of Man 2*
- Ismail, *The Use of Video as an Audio-Visual Material in Foreign Language Teaching Classroom*, The Turkish Online Journal of Educational Technology ISSN: 1303-6521 volume 5, 2006
- Lightbown, Patsy M. , and Nina Spada, *How Language are Lernered*, China: Oxford University Press, 2006
- Listyaning S, and Zulfa, *Speaking for Instructional Purposes: A Hanbook*, IKIP PGRI Semarang Press, 2007

- Mishra, Sanjaya, and Ramesh *Interactive Multimedia in Education and Training*, Indira Gandhi National Open University, India: Idea Group Publishing, 2005
- Murtiningsih, *The Effectiveness of Budding Translator Using Animated Movie to Teach Speaking in Narrative Text*, Walisongo State Islamic University Semarang, 2015
- Mursyid PW, M. , *The Learning of Descriptive Text*, (Karangdadap: Handout SMPN 1
- Mursyidto, Muhammad Imam, *Using Audio-Video media to Improve Speaking Skill*, Yogyakarta State University, 2014
- Newton, Jonathan, *Teaching ESL/EFL Listening and Speaking*, New York: Taylor & Francis e-Library, 2008
- Nunan, David, *Research Method in Language Learning*, Cambridge: Cambridge University Press, 1992
- O'malley, J. Michael, and Lorraine Valdez Pierce, *Authentic Assessment for English Language Learners*, London: Longman, 1996
- Robert and Adrian, *Philosophy and Education*, third edition, USA: The Bruce Publishing Company, 1973
- Sari K.D, *My English Workbook! 1*, Erlangga: PT. Gelora Aksara Pratama, 2011
- Sudjana, *Metode Statistika*, Bandung:Tarsito, 2001
- Siburian, Tiur Asih, *Improving Students' Achievement on Writing Descriptive Text Through Think Pair Share*, The International Journal of Language Learning and Applied

Linguistics World (IJLLALW), Volume 3(3), Faculty of Language and Arts Universitas Negeri Medan, 2013

Sugiyono, *Metode Penelitian Pendidikan Pendekatan Kuantitatif, Kualitatif dan R&D*, Bandung: Alfabeta, 2011

Sugiyono, *Statistika Untuk Penelitian*, Bandung: Alfabeta, 2010

Susanti, Ervi and Zul Amri, *Speaking Board Game to Teach Speaking of Descriptive Text*, State University of Padang: Journal of English Language Teaching, Vol. 1 No. 2, 2013

Thornbury, Scott, *How to Teach Speaking*, Harlow, England: Longman, 2005

Zhang, Dongsong, and Lina Zhou, *Instructional video in e-learning: Assessing the impact of interactive video on learning effectiveness*, ELSEVIER USA: journal information and management 43, available online at www.sciencedirect.com, 2006