




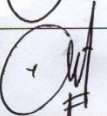






Appendix 1

RESEARCH JOURNAL

Reseracher : Nur Laila Syarifah

Class : VIII-B

No.	Activities	Time	Place	Signature	
				Head Master	English Teacher
1.	Asking for permission to headmaster	January 16, 2016	MTs. Manabi'ul Falah		
2.	Going to meet the English teacher and discuss about the class would be subject of research	January 16, 2016	MTs. Manabi'ul Falah		
3.	Doing Pre - Cycle	January 18, 2016	MTs. Manabi'ul Falah		
4.	Doing Cycle I (Teaching simple past tense and regular verb)	January 25, 2016	MTs. Manabi'ul Falah		
5.	Doing Cycle II (Reviewing the previous material and teaching the irregular verb)	February 1, 2016	MTs. Manabi'ul Falah		

Appendix 2

STUDENTS LIST

No.	Name
1.	Heri Hermansyah
2.	M. Iqbal Fadlli Ananta
3.	Moh. Danur Abidin
4.	Muhammad Rifa'i
5.	Muhammad Kholilur Rohman
6.	Muhammad Maulana Zain
7.	Sholahudin Latif
8.	Ghozi Tirta Gautama
9.	Ahmad Rafli Ramadhan
10.	Galih Saifur Rohman
11.	Ahmad Sanu
12.	Moh. Saiful Umam
13.	Muhammad Irham
14.	M. Riza Miftahur Rohman
15.	M. Bayu Yudhananta
16.	Muhammad Ubaidillah H.

Appendix 3

LESSON PLAN OF CYCLE I

School	: MTs Manabi'ul Falah
Class/Semester	: VIII/2
Time Allocation	: 2 x 40 minutes
Skill Focus	: Writing Skill
Material	: Simple Past Tense

Standard of Competence : 12. Mengungkapkan makna dalam teks tulis fungsional dan esei pendek sederhana berbentuk *recount* dan *narrative* untuk berinteraksi dengan lingkungan sekitar

Core Competence :12.2 Mengungkap kan makna dan langkah retorika dalam esei pendek sederhana dengan menggunakan ragam bahasa tulis secara akurat, lancar dan berterima untuk berinteraksi dengan lingkungan sekitar berbentuk *recount* dan *narrative*

Indicators : 1. Write the formula and the examples of simple past tense (nominal and verbal sentence)

2. Mention the verbs used in simple past tense
3. Use regular verb in the sentence
4. Mention the time signals of simple past tense
5. Mention the example of simple past tense sentence in a text (recount text)

Learning Aim : Students are able to mention and write the concept of simple past tense correctly

Learning Material :

- Simple Past Tense is an activity or situation *began* and *ended* at a particular time in the past.

- The formula of simple past tense as follow:

a. Nominal Sentence :

- **Positive sentence** : Subject + (was / were) + O
For example : She was a teacher 3 years ago
- **Negative sentence** : Subject + (was / were) + not + Complement
For example : She wasn't a teacher 3 years ago
- **Interrogative sentence:** Was / were + S + O?
For example : Was she a teacher 3 years ago?

b. Verbal Sentence

- **Positive sentence** : Subject + Verb II
For example : He cooked fried rice last night
- **Negative sentence** : Subject + did + not + Verb I
For example : He didn't cook fried rice last night
- **Interrogative sentence:** Did + Subject + Verb I ?
For example : Did he cook fried rice last night?

- **Regular Verb**

Verb I	Verb II	Verb III
Listen	Listened	Listened
Study	Studied	Studied
Watch	Watched	Watched
Cook	Cooked	Cooked
Learn	Learned	Learned

- **Time signals**

Actually there are some time signals that is used in simple past tense, such as yesterday, last, ago, etc.

Aid/Substance/Learning Sources

- A. **Aid** : Numbered Cards
- B. **Learning sources** : Bahasa Inggris untuk SMP/MTs Kelas VIII semester genap

Learning Method :

- Cooperative Learning (Numbered Heads Together)

Learning Activities :

Activities / Times	Teacher	Students
Opening (5 Minutes)	<ul style="list-style-type: none"> • Teacher greets students • Teacher invites students to praying before start the lesson • Teacher checks students' attendant 	<ul style="list-style-type: none"> • Students respond teacher's greet • Students pray together before start the lesson
Core Activities Exploration (15 minutes)	<ul style="list-style-type: none"> • Teacher asks students about the last material • Teacher asks students about their last holiday • Teacher asks what is kind of the text and verb that is usually used in the text • Teacher explains the simple past tense and regular verb to students 	<ul style="list-style-type: none"> • Students respond teacher's question • Students tell about their holiday • Students answer the teacher question • Students listen and pay attention to the teacher's explanation
Elaboration (35 minutes)	Numbered Heads Together Activity : Numbering <ul style="list-style-type: none"> • Teacher divides students 	<ul style="list-style-type: none"> • Students are divided


	<p>into 4 groups</p> <ul style="list-style-type: none"> • Teacher gives cards (number 1-4) for each group, so that the students in the group get the different number <p>Questioning</p> <ul style="list-style-type: none"> • Teacher give question to students in the groups • Teacher explains that the students have to answer it in a group <p>Heads Together</p> <ul style="list-style-type: none"> • Teacher asks students to discuss and share their ideas related to the answer <p>Answering</p> <ul style="list-style-type: none"> • Teacher calls a number, so that the students who get the same number, raise their hands and tell the answer 	<p>into 4 groups</p> <ul style="list-style-type: none"> • Students get a numbered card • Students in the groups get the question paper • Students listen the teacher's explanation • Students discuss and share their ideas related to the answer in the group • Students who get the number that has been called by teacher, come forward and tell their answer
Confirmation (15 minutes)	<ul style="list-style-type: none"> • Teacher correct the students' answer • Teacher gives a worksheet (multiple choice) to students individually 	<ul style="list-style-type: none"> • Students listen and pay attention to the teacher • Students do the worksheet individually
Closing (10 minutes)	<ul style="list-style-type: none"> • Teacher makes a conclusion • Teacher closes the lesson 	<ul style="list-style-type: none"> • Students listen teacher's conclusion • Students pray together and respon

	by praying and greeting	teacher's greet
--	-------------------------	-----------------

Assesment

- a. Form : Written test
- b. Technique : Students are assigned to answer multiple choice test
- c. Aspect to be assessed : Accuracy
- d. Scoring guidance : Test item 10
Maximal score 100

Approved by,
English Teacher



Yuswanjo

Semarang, January 25, 2016
Researcher

Nur Laila Syarifah
SN : 123411007

Appendix 4

LESSON PLAN OF CYCLE II

School : MTs Manabi'ul Falah
Class/Semester : VIII/2
Time Allocation : 2 x 40 minutes
Skill Focus : Writing Skill
Material : Simple Past Tense

Standard of Competence : 12. Mengungkapkan makna dalam teks tulis fungsional dan esei pendek sederhana berbentuk *recount* dan *narrative* untuk berinteraksi dengan lingkungan sekitar

Core Competence :12.2 Mengungkap kan makna dan langkah retorika dalam esei pendek sederhana dengan menggunakan ragam bahasa tulis secara akurat, lancar dan berterima untuk berinteraksi dengan lingkungan sekitar berbentuk *recount* dan *narrative*

Indicators :

1. Write the formula and the examples of simple past tense (nominal and verbal sentence)
2. Mention the verbs used in simple past tense
3. Use irregular verb in the sentence
4. Mention the time signals of simple past tense
5. Mention the example of simple past tense in a text (narrative text)

Learning Aim : Students are able to mention and write the concept of simple past tense correctly

Learning Material :

- Simple Past Tense is an activity or situation *began* and *ended* at a particular time in the past.
- The formula of simple past tense as follow:

c. Nominal Sentence :

- **Positive sentence** : Subject + (was / were) + O
For example : She was a teacher 3 years ago
- **Negative sentence** : Subject + (was / were) + not + Complement
For example : She wasn't a teacher 3 years ago
- **Interrogative sentence** : Was / were + S + O?
For example : Was she a teacher 3 years ago?

d. Verbal Sentence

- **Positive sentence** : Subject + Verb II
For example : He wrote a letter last night
- **Negative sentence** : Subject + did + not + Verb I
For example : He didn't write a letter last night
- **Interrogative sentence** : Did + Subject + Verb I ?
For example : Did he write a letter last night?

- **Irregular Verb**

Verb I	Verb II	Verb III
Write	Wrote	Written
Sing	Sang	Sung
Drink	Drank	Drunk
Make	Made	Made
Give	Gave	Given

- **Time signals**

Actually there are some time signals used in simple past tense, such as yesterday, last, ago, etc.

- **Narrative Text**

Babu and the Lion

One day there was a slave whose name Babu. His master was very, very bad. You know, he often punched Babu and did not offer him food for days. Poor Babu! So, he escaped into a forest and slept in a cave. Next morning, he heard a loud roar. In front of him, at the mouth of the cave, there was very big lion. You see, Babu was scared to death! Kind of scary, isn't it? But, he could not escape. But the lion didn't attack him. It was tame. There was a large thorn in its right front foot. The lion looked at Babu. It seemed to say something like, 'Please help me. It's very painful.'" Babu walked bravely to the lion and pulled out the thorn. Babu and the lion turned out to be friends.

Aid/Substance/Learning Sources

- C. **Aid** : Numbered Cards
- D. **Learning sources** : Bahasa Inggris untuk SMP/MTs Kelas VIII semester genap

Learning Method :

- Cooperative Learning (Numbered Heads Together)

Learning Activities :

Activities / Times	Teacher	Students
Opening (5 Minutes)	<ul style="list-style-type: none"> • Teacher greets students • Teacher invites students to praying before start the lesson • Teacher checks students' attendant 	<ul style="list-style-type: none"> • Students respon teacher's greet • Students pray together before start the lesson


<p>Core Activities</p> <p>Exploration (15 minutes)</p>	<ul style="list-style-type: none"> • Teacher asks students about the last material • Teacher reviews the last meeting material • Teacher asks students to read the narrative text on their book • Teacher asks students about language feature of the text • Teacher explains the simple past tense and irregular verbs of the narrative text to students 	<ul style="list-style-type: none"> • Students respon teacher’s question • Students listen and pay attention to the teacher • Students read the narrative text on their book • Students answer the teacher question • Students listen and pay attention to the teacher’s explanation
<p>Elaboration (35 minutes)</p>	<p>Numbered Heads Together Activity :</p> <p>Numbering</p> <ul style="list-style-type: none"> • Teacher divides students into 4 groups (the group is different from cycle I) • Teacher gives cards (number 1-4) for each group, so that the students in the group get the different number <p>Questioning</p> <ul style="list-style-type: none"> • Teacher give question to students in a group • Teacher explains that the students have to answer it in a group <p>Heads Together</p> <ul style="list-style-type: none"> • Teacher asks students to 	<ul style="list-style-type: none"> • Students are divided into 4 groups • Students get a numbered card • Students in a group get the question paper • Students listen the teacher’s explanation • Students discuss and share their ideas

	<p>discuss and share their ideas related to the answer</p> <p>Answering</p> <ul style="list-style-type: none"> Teacher calls a number, so that the students who get the same number, raise their hands and tell the answer 	<p>related to the answer in the group</p> <ul style="list-style-type: none"> Students who get the number that has been called by teacher, come forward and tell their answer
Confirmation (15 minutes)	<ul style="list-style-type: none"> Teacher correct the students' answer Teacher gives a worksheet (multiple choice) to students individually 	<ul style="list-style-type: none"> Students listen and pay attention to the teacher Students do the worksheet individually
Closing (10 minutes)	<ul style="list-style-type: none"> Teacher makes a conclusion Teacher closes the lesson by praying and greeting 	<ul style="list-style-type: none"> Students listen teacher's conclusion Students pray together and respon teacher's greet

Assesment

- e. Form : Written test
- f. Technique : Students are assigned to answer multiple choice test
- g. Aspect to be assessed : Accuracy
- h. Scoring guidance : Test item 10
Maximal score 100

Approved by,
English Teacher



Yuswanto

Semarang, February 1st, 2016
Researcher

Nur Laila Syarifah
SN : 123411007

Appendix 5

Students' Worksheet and the Key Answer of 1st Cycle

Name :

Class :

Choose the correct answer a, b, c or d below based on the question!

1. Dinda fried chicken a day ago
 - a. Cook
 - b. Cooking
 - c. Cooked
 - d. Cooks
2. Did you to music yesterday?
 - a. Listen
 - b. Listened
 - c. Listening
 - d. Listens
3. Jono : Did you study last night?
Lono :
 - a. Yes, I does
 - b. Yes, I didn't
 - c. Yes, I am
 - d. Yes, I did
4. Yesterday, Anisa the lesson for her final examination
 - a. Learned
 - b. Learn
 - c. Learning
 - d. Is learn
5. My Father TV News last night
 - a. Watch
 - b. Watched
 - c. Watches
 - d. Watching
6. (-) : My mother didn't cook fried chicken yesterday
(?) :
What is the correct negative sentence?
 - a. **Did** my mother **cooked** fried chicken yesterday?

1. C	6. C
2. B	7. B
3. D	8. C
4. A	9.A
5. B	10. C

- b. **Do** you **came** to the library yesterday?
- c. **Does** you **come** to the library yesterday?
- d. **Do** you **come** to the library yesterday?

7. Upin : Did you take my glasses, Ipin?

Ipin :

- a. Yes, I did
- b. Yes, I do
- c. Yes, I done
- d. Yes, you do

8. (+) : Jarwo ate *Tempe* last morning

(-) :

What is the correct negative sentence?

- a. Jarwo **doesn't eat** *Tempe* last morning
- b. Jarwo **don't eaten** *Tempe* last morning
- c. Jarwo **eat** *Tempe* last morning
- d. Jarwo **didn't eat** *Tempe* last morning

9. (+)

(-) Dudung **wasn't** an actor three years ago

What is the correct positive sentence?

- a. Dudung **is** an actor three years ago
- b. Dudung **are** an actor three years ago
- c. Dudung **was** an actor three years ago
- d. Dudung **were** an actor three years ago

10. Yesterday, my uncle a cup of coffee in the dining room .

- a. Drank
- b. Drink
- c. Drunk
- d. Drinking

Key Answer	
1. C	6. A
2. B	7. A
3. B	8. D
4. D	9. C
5. D	10. A

Appendix 7

Students' Score of 1st Cycle

No.	Students' Name	Score
1.	Heri Hermansyah	60
2.	M. Iqbal Fadlli Ananta	50
3.	Moh. Danur Abidin	60
4.	Muhammad Rifa'i	-
5.	Muhammad Kholilur Rohman	60
6.	Muhammad Maulana Zain	80
7.	Sholahudin Latif	70
8.	Ghozi Tirta Gautama	50
9.	Ahmad Rafli Ramadhan	70
10.	Galih Saifur Rohman	60
11.	Ahmad Sanu	60
12.	Moh. Saiful Umam	70
13.	Muhammad Irham	70
14.	M. Riza Miftahur Rohman	90
15.	M. Bayu Yudhananta	70
16.	Muhammad Ubaidillah H.	50
Total Score		970

$$\bar{x} = \frac{970}{15}$$

$$\bar{x} = 64,6$$

Appendix 8

Students' Score of 2nd Cycle

No.	Students' Name	Score
1.	Heri Hermansyah	70
2.	M. Iqbal Fadlli Ananta	70
3.	Moh. Danur Abidin	100
4.	Muhammad Rifa'i	60
5.	Muhammad Kholilur Rohman	60
6.	Muhammad Maulana Zain	70
7.	Sholahudin Latif	100
8.	Ghozi Tirta Gautama	60
9.	Ahmad Rafli Ramadhan	90
10.	Galih Saifur Rohman	70
11.	Ahmad Sanu	80
12.	Moh. Saiful Umam	70
13.	Muhammad Irham	70
14.	M. Riza Miftahur Rohman	100
15.	M. Bayu Yudhananta	70
16.	Muhammad Ubaidillah H.	60
Total Score		1200

$$\bar{x} = \frac{1200}{16}$$

$$\bar{x} = 75$$

Appendix 9

ObservationTable of 1st Cycle

No.	Criteria	Score					Total Score
		1	2	3	4	5	
1.	Students pay attention to the reseracher's explanation during the lesson				V		4
2.	Students respond to the researcher questions			V			3
3.	Students ask question to the researcher during the lessson			V			3
4.	Students show their enthusiasm in the Numbered Heads Together activity				V		4
5.	Students show their enthusiasm when doing the test.				V		4
Total Score				6	12		18

$$\begin{aligned}
 P &= \frac{n}{N} \times 100\% \\
 &= \frac{18}{25} \times 100\% \\
 &= 72\%
 \end{aligned}$$

Appendix 10

Observation Table of 2nd Cycle

No.	Criteria	Score					Total Score
		1	2	3	4	5	
1.	Students pay attention to the reseracher's explanation during the lesson					V	5
2.	Students respond to the researcher questions				V		4
3.	Students ask question to the researcher during the lessson				V		4
4.	Students show their enthusiasm in the Numbered Heads Together activity					V	5
5.	Students show their enthusiasm when doing the test.					V	5
Total Score							23

$$\begin{aligned}
 P &= \frac{n}{N} \times 100\% \\
 &= \frac{23}{25} \times 100\% \\
 &= 88\%
 \end{aligned}$$

Appendix 11

REFLECTION SHEET OF CYCLE I

1. Some students were still less attention to the researcher explanation
2. Some students didn't respond to the researcher
3. Students were still confused to differentiate between nominal and verbal sentence
4. Students were still confused to differentiate between verb I and verb II, and also *to be* that is used in the simple past tense and simple present tense
5. Students were less enthuse in NHT Activity, because it is the new learning method for them

Appendix 12

REFLECTION SHEET OF CYCLE II

1. Students pay good attention to the researcher
2. Students respond to the researcher
3. Students could differentiate between nominal and verbal sentence
4. Students could mention the verb and *to be* that is used in the simple past tense
5. Students had good enthuse in NHT Activity

SILABUS PEMBELAJARAN

Sekolah : MTs. Manabi'ul Falah
 Kelas : VIII (Delapan)
 Mata Pelajaran : Bahasa Inggris
 Semester : 2 (Dua)
 Standar Kompetensi : Menulis

1. Mengungkapkan makna dalam teks tulis fungsional dan esei pendek sederhana berbentuk *recount* dan *narrative* untuk berinteraksi dengan lingkungan sekitar

Kompetensi Dasar	Materi Pembelajaran	Kegiatan Pembelajaran	Indikator Pencapaian Kompetensi	Penilaian			Alokasi Waktu	Sumber Belajar
				Teknik	Bentuk Instrumen	Contoh Instrumen		
12.1. Mengungkapkan makna dalam teks tulis fungsional dan esei pendek sederhana berbentuk <i>recount</i> dan <i>narrative</i> untuk berinteraksi dengan lingkungan sekitar	1. Teks fungsional : - Notices - iklan 2. Tera bahasa - Imperatives - Getting attention - Comparison 3. Kosakata Kata terkait tema dan jenis teks 4. Tanda baca, Spelling	1. Review tujuan komunikatif dan ciri-ciri kebahasaan teks fungsional pendek terkait materi 2. Menulis kalimat sederhana untuk - memberi himbauan / peringatan - mengklarifikasi sesuatu 3. Melengkapi teks fungsional pendek 4. Menulis teks	Menulis teks fungsional pendek berbentuk : - Notices - Iklan	Tes tulis Essay Completion Penugasan Product	1. <i>Write sentences based on the situation given.</i> 2. <i>Complete the text using suitable word-words.</i> 3. <i>Write notices related to certain places</i> 4. <i>Write an advertisement promoting a certain product.</i>	4 x 40 menit	1. Buku teks yang relevan 2. Contoh teks fungsional terkait materi dan topik 3. Gambar 4. Benda sekitar	

Kompetensi Dasar	Materi Pembelajaran	Kejripan Pembelajaran	Indikator Pencapaian Kompetensi	Penilaian			Alokasi Waktu	Sumber Belajar
				Teknik	Bentuk Instrumen	Contoh Instrumen		
12.2. Mengungkapkan makna dan langkah retorika dalam esai pendek sederhana dengan menggunakan ragam bahasa tulis secara akurat, lancar dan berterima untuk berinteraksi dengan lingkungan sekitar berbentuk <i>recount</i> dan <i>narrative</i>	<ol style="list-style-type: none"> 1. Teks Essai <i>narrative</i> / <i>recount</i> 2. Ciri kebahasaan teks <i>narrative</i> / <i>recount</i> 3. Langkah retorika teks <i>narrative</i> / <i>recount</i> 4. Tahabahasa <ul style="list-style-type: none"> - Simple past - Past continuous 5. Kosakata <ul style="list-style-type: none"> - Kata terkait tema dan jenis teks 6. Tandabaca-spelling 	Fungsional pendek <ol style="list-style-type: none"> 1. Review ciri kebahasaan teks <i>narrative</i> / <i>recount</i> 2. Membuat kalimat sederhana terkait teks <i>narrative</i> / <i>recount</i> 3. Mengembangkan langkah retorika teks <i>recount</i> dan <i>narrative</i> 4. Membuat draft teks <i>recount</i> dan <i>narrative</i> 5. Menulis teks <i>recount</i> dan <i>narrative</i> dan melakukan draft yang dibuat 6. Memajang hasil tulisan di dinding 	Memulis teks pendek dan sederhana dalam bentuk <i>recount</i> / <i>narrative</i> dengan langkah retorika yang benar	Tes tertulis	Urutan	<p><i>Write a short recount/narrative text based on:</i></p> <ol style="list-style-type: none"> <i>Your experience happened to you</i> <i>The story You have ever read</i> <i>Series of pictures given.</i> <p><i>Read 5 short texts of recount or narratives and expose them.</i></p>	8 x 40 menit	<ol style="list-style-type: none"> 1. Buku teks yang relevan 2. Buku cerita bahasa Inggris 3. Gambar - gambar terkait cerita
❖ Karakter siswa yang diharapkan : Dapat dipercaya (Trustworthines) Rasa hormat dan perhatian (respect) Tekun (<i>diligence</i>)								

Pati, 16 Januari 2016
Guru Mapel Bahasa Inggris,
(Yuwanto)

Mengetahui
Guru Pengajar



Yuwanto, S.Pd.
NPS 10647121994031003



KEMENTERIAN AGAMA
UNIVERSITAS ISLAM NEGERI WALISONGO SEMARANG
FAKULTAS ILMU TARBIYAH DAN KEGURUAN

Jl. Prof. Dr. Harkna Kampus II Ngaliyan Telp.7601295 Fax. 7615987 Semarang 50185

Nomor : In.06.3/DI/TL.00./0097/2016

Semarang, 07 Januari 2016

Lamp : -

Hal : **Mohon Izin Riset**

Kepada Yth. :

Kepala MTs Manabi'ul Falah

Di Pati

Assalamua'aikum Wr.Wb.

Diberitahukan dengan hormat dalam rangka penulisan skripsi, bersama ini kami hadapkan mahasiswa :

Nama : Nur Laila Syarifah

NIM : 123411007

Alamat : Ds. Ngemplak Kidul Kec. Margoyoso Kab. Pati

Judul Skripsi : The Use of Numbered Heads Together to Improve Students' Mastery on Simple Past Tense (A Classroom Action Research at the Eighth Grade of MTs Manabi'ul Falah in the Academic Year 2015/2016)

Pembimbing : Dra. Nuna Mustikawati Dewi, M. Pd

Bahwa mahasiswa tersebut membutuhkan data-data dengan tema/judul skripsi yang sedang disusunnya, dan oleh karena itu kami mohon mahasiswa tersebut diberi ijin riset, pada tanggal 9 Januari 2016 sampai dengan 1 Februari 2016.

Demikian atas perhatian dan kerjasamanya disampaikan terima kasih.

Wassalamu'alaikum Wr.Wb.

An. Dekan,

Wakil Dekan Bidang Akademik



Dr. H. F. An Syukur, M.Ag.

NIP-19681212 199403 1 003

Tembusan:

Dekan Fakultas Ilmu Tarbiyah dan Keguruan UIN Walisongo Semarang (sebagai laporan)



YAYASAN NURUS SALAM
MADRASAH TSANAWIYAH MANABI'UL FALAH
Jl. Ronggo Kusumo Ngemplak Kidul Margoyoso Pati ☒ 59154
Telp. (0295) 4150148

SURAT KETERANGAN
No : MTs. 11.18.82/5/PP.00.5/058/2016

Yang bertanda tangan di bawah ini, Kepala MTs. Manabi'ul Falah Ngemplak Kidul Kecamatan Margoyoso Kabupaten Pati, menerangkan bahwa :

Nama : Nur Laila Syarifah
NIM : 123411007
Fakultas : FITK
Jurusan : Pendidikan Bahasa Inggris

Telah Melaksanakan Penelitian Skripsi Dengan Judul : ***THE USE OF NUMBERED HEADS TOGETHER TO IMPROVE STUDENTS' MASTERY ON SIMPLE PAST TENSE (A Classroom Action Research at the Eighth Grade of MTs. Manabi'ul Falah, Pati in the Academic Year 2015/2016)*** dari tanggal 16 Januari 2016 sampai dengan 1 Februari 2016, di Kelas VIII MTs. Manabi'ul Falah.

Demikian surat keterangan ini dibuat, untuk dapat dipergunakan sebagaimana mestinya.

Ngemplak Kidul, 1 Februari 2016

Kepala Madrasah,


Dwi Sukamto, S.Pd.I

RESEARCH DOCUMENTATION



The researcher explains the material



A student ask to the researcher about the material



Students get the *numbered cards*



(NHT Activity)

Students cooperate and share their ideas to answer the questions