

LAMPIRAN - LAMPIRAN

Lampiran 1

SOAL ANGKET PENELITIAN

Pilihlah salah satu jawaban dari kelima alternatif jawaban yang sesuai dengan cara memberikan tanda centang (√) pada salah satu kolom pada jawaban yang tersedia.

Keterangan jawaban sebagai berikut:

SS : Sangat Setuju

TS : Tidak Setuju

S : Setuju

STS : Sangat Tidak Setuju

N : Netral

A. Pengawasan Dewan Pengawas Syariah (DPS)

No	Keterangan	SS	S	N	TS	STS
1	DPS telah melaksanakan pengawasan secara periodik di lembaga.					
2	DPS telah memberikan usulan perkembangan di lembaga.					
3	DPS telah melaporkan perkembangan produk dan operasional kepada seluruh lembaga yang dibawah.					
4	DPS telah memenuhi standart Good Corporate Governance, aspek akuntabilitas (tanggungjawab) dan transparansi (keterbukaan)					
5	DPS mengetahui peraturan dan perkembangan Lembaga keuangan syariah.					
6	DPS menjadi juru bicara mengenai isu-isu syariah yang muncul.					

B. Pengawasan Audit Internal (AI)

No	Keterangan	SS	S	N	TS	STS
1	Auditor Internal di KSPPS BMT NU SEJAHTERA memiliki keahlian dan pelatihan teknis yang memadai.					
2	Auditor Internal memiliki Independensi dalam sikap mental.					
3	Auditor Internal menggunakan kemahiran profesional dengan cermat dan seksama.					
4	Auditor Internal telah merencanakan dan mensupervisi saat audit berlangsung.					
5	Auditor Internal memiliki pemahaman yang memadai atas pengendalian Internal. Saat mengaudit, Auditor Internal					
6	Auditor Internal memberikan atau mencari bukti audit yang cukup.					
7	Auditor Internal memberikan Pernyataan tentang kesesuaian laporan keuangan dengan prinsip akuntansi yang berlaku umum.					
8	Auditor Internal memberikan Pernyataan mengenai ketidak konsistenan penerapan prinsip akuntansi yang berlaku umum.					
9	Auditor Internal memberikan pengungkapan informatif dalam laporan keuangan.					
10	Auditor Internal memberikan Pernyataan pendapat atas laporan keuangan secara keseluruhan.					

C. Good Corporate Governance (GCG)

No	Keterangan	SS	S	N	TS	STS
1	Lembaga secara transparansi menginformasikan waktu penerbitan laporan keuangan					
2	Lembaga secara transparansi menginformasikan visi perusahaan					
3	Lembaga secara transparansi menginformasikan misi perusahaan.					
4	Lembaga secara transparansi menginformasikan sasaran perusahaan.					
5	Lembaga secara transparansi menginformasikan strategi perusahaan.					
6	Lembaga secara transparansi menginformasikan strategi perusahaan.					
7	Lembaga secara transparansi menginformasikan susunan kepengurusan perusahaan.					
8	Lembaga secara transparansi menginformasikan kompensasi pengurus.					
9	Lembaga secara transparansi menginformasikan pemegang saham pengendali.					
10	Lembaga secara transparansi menginformasikan pejabat eksekutif di lingkungan lembaga.					
11	Lembaga secara transparansi menginformasikan pengelolaan risiko.					
12	Lembaga secara transparansi menginformasikan sistem pengawasan dan pengendalian internal dalam lembaa.					
13	Lembaga secara transparansi menginformasikan kejadian penting dalam lembaga.					
14	Lembaga secara transparansi menginformasikan pengelolaan risiko.					

15	Lembaga secara transparansi menginformasikan kepemilikan saham dewan komisaris.					
16	Lembaga secara transparansi menginformasikan hubungan keluarga dan hubungan dewan komisaris dengan pihak lain.					
17	Jumlah anggota audit paling kurang 3 dan paling banyak sama dengan jumlah anggota direksi.					
18	Lembaga memberlakukannya sistem <i>Reward</i> dan <i>Punnishment</i>					
19	Lembaga harus melaksanakan prinsip kehati-hatian.					
20	Lembaga harus melaksanakan tanggung jawab sosial.					
21	RUPS diadakan minimal satu kali dalam satu periode.					
22	Dewan komisaris harus mempunyai kejujuran dalam menegakkan keadilan.					
22	Kejujuran harus diterapkan ketika memberikan masukan dan ketika menyampaikan pendapat bagi lembaga serta memiliki rujukan sebagai akses informasi.					

Lampiran 2

UJI RESPONDEN BERDASARKAN KARAKTERISTIK

Statistics

		JABATAN RESPONDEN	ASAL KANTOR CABANG
N	Valid	128	128
	Missing	0	0

JABATAN RESPONDEN

		Frequency	Percent	Valid Percent	Cumulative Percent
Valid	A.PEMBIA	1	.8	.8	.8
	ADMIN	36	28.1	28.1	28.9
	ASS.MANJ	1	.8	.8	29.7
	ASS.GM	1	.8	.8	30.5
	ASS.MAN	4	3.1	3.1	33.6
	GM	1	.8	.8	34.4
	HRD	1	.8	.8	35.2
	K.ADMIN	3	2.3	2.3	37.5
	K.HRD	1	.8	.8	38.3
	K.MANRES	1	.8	.8	39.1
	K.MARKET	4	3.1	3.1	42.2
	K.TEKNIS	1	.8	.8	43.0
	M.KEUANG	1	.8	.8	43.8
	M.PENAGI	1	.8	.8	44.5
	MAN.GA	1	.8	.8	45.3
	MAN.RES	1	.8	.8	46.1
	MANAGER	18	14.1	14.1	60.2
	MARKETIN	46	35.9	35.9	96.1
	SEKDIR	1	.8	.8	96.9
	STAFF GA	1	.8	.8	97.7
STAFF UM	2	1.6	1.6	99.2	
TEKNISI	1	.8	.8	100.0	
Total	128	100.0	100.0		

JABATAN RESPONDEN

		Frequency	Percent	Valid Percent	Cumulative Percent
Valid	A.PEMBIA	1	.8	.8	.8
	ADMIN	36	28.1	28.1	28.9
	ASS MANJ	1	.8	.8	29.7
	ASS.GM	1	.8	.8	30.5
	ASS.MAN	4	3.1	3.1	33.6
	GM	1	.8	.8	34.4
	HRD	1	.8	.8	35.2
	K.ADMIN	3	2.3	2.3	37.5
	K.HRD	1	.8	.8	38.3
	K.MANRES	1	.8	.8	39.1
	K.MARKET	4	3.1	3.1	42.2
	K.TEKNIS	1	.8	.8	43.0
	M.KEUANG	1	.8	.8	43.8
	M.PENAGI	1	.8	.8	44.5
	MAN.GA	1	.8	.8	45.3
	MAN.RES	1	.8	.8	46.1
	MANAGER	18	14.1	14.1	60.2
	MARKETIN	46	35.9	35.9	96.1
	SEKDIR	1	.8	.8	96.9
	STAFF GA	1	.8	.8	97.7
	STAFF UM	2	1.6	1.6	99.2
	TEKNISI	1	.8	.8	100.0
	Total	128	100.0	100.0	

Lampiran 3
 UJI VALIDITAS DAN REABILITAS

Correlations

		DPS 1	DPS 2	DPS 3	DPS 4	DPS 5	DPS 6
DPS 1	Pearson Correlation	1	.227**	.132	.262**	.281**	.299**
	Sig. (2-tailed)		.010	.138	.003	.001	.001
	N	128	128	128	128	128	128
DPS 2	Pearson Correlation	.227**	1	.373**	.262**	.302**	.275**
	Sig. (2-tailed)	.010		.000	.003	.001	.002
	N	128	128	128	128	128	128
DPS 3	Pearson Correlation	.132	.373**	1	.224*	.367**	.430**
	Sig. (2-tailed)	.138	.000		.011	.000	.000
	N	128	128	128	128	128	128
DPS 4	Pearson Correlation	.262**	.262**	.224*	1	.250**	.296**
	Sig. (2-tailed)	.003	.003	.011		.004	.001
	N	128	128	128	128	128	128
DPS 5	Pearson Correlation	.281**	.302**	.367**	.250**	1	.230**
	Sig. (2-tailed)	.001	.001	.000	.004		.009
	N	128	128	128	128	128	128
DPS 6	Pearson Correlation	.299**	.275**	.430**	.296**	.230**	1
	Sig. (2-tailed)	.001	.002	.000	.001	.009	
	N	128	128	128	128	128	128

** . Correlation is significant at the 0.01 level (2-tailed).

* . Correlation is significant at the 0.05 level (2-tailed).

Reliability Statistics

Cronbach's Alpha	Cronbach's Alpha Based on Standardized Items	N of Items
.699	.701	6

Item Statistics

	Mean	Std. Deviation	N
DPS 1	3.9375	.80108	128
DPS 2	3.8438	.85516	128
DPS 3	3.9453	.78679	128
DPS 4	3.8828	.90163	128
DPS 5	4.0078	.73705	128
DPS 6	3.8750	.88736	128

Inter-Item Correlation Matrix

	DPS 1	DPS 2	DPS 3	DPS 4	DPS 5	DPS 6
DPS 1	1.000	.227	.132	.262	.281	.299
DPS 2	.227	1.000	.373	.262	.302	.275
DPS 3	.132	.373	1.000	.224	.367	.430
DPS 4	.262	.262	.224	1.000	.250	.296
DPS 5	.281	.302	.367	.250	1.000	.230
DPS 6	.299	.275	.430	.296	.230	1.000

Correlations

	AI 1	AI 2	AI 3	AI 4	AI 5	AI 6	AI 7	AI 8	AI 9	AI 10
AI 1 Pearson Correlation	1	.261**	.053	.187*	.146	.251**	.204*	.046	.022	.187*
AI 1 Sig. (2-tailed)		.003	.553	.034	.100	.004	.021	.606	.802	.035
AI 1 N	128	128	128	128	128	128	128	128	128	128
AI 2 Pearson Correlation	.261**	1	.171	.222*	.165	.224*	.208*	.242**	.199*	.108
AI 2 Sig. (2-tailed)	.003		.054	.012	.063	.011	.018	.006	.025	.225
AI 2 N	128	128	128	128	128	128	128	128	128	128
AI 3 Pearson Correlation	.053	.171	1	.159	.099	.116	.178*	.237**	.146	.062
AI 3 Sig. (2-tailed)	.553	.054		.073	.264	.194	.044	.007	.101	.486

N	128	128	128	128	128	128	128	128	128	128	128
AI 4 Pearson Correlation	.187*	.222*	.159	1	.299**	.134	.032	.168	.102	.068	
Sig. (2-tailed)	.034	.012	.073		.001	.131	.721	.059	.250	.445	
N	128	128	128	128	128	128	128	128	128	128	128
AI 5 Pearson Correlation	.146	.165	.099	.299**	1	.003	.211*	.122	.196*	.168	
Sig. (2-tailed)	.100	.063	.264	.001		.970	.017	.170	.026	.058	
N	128	128	128	128	128	128	128	128	128	128	128
AI 6 Pearson Correlation	.251**	.224*	.116	.134	.003	1	.224*	-.117	-.028	.154	
Sig. (2-tailed)	.004	.011	.194	.131	.970		.011	.187	.751	.083	
N	128	128	128	128	128	128	128	128	128	128	128
AI 7 Pearson Correlation	.204*	.208*	.178*	.032	.211*	.224*	1	.178*	.177*	.109	
Sig. (2-tailed)	.021	.018	.044	.721	.017	.011		.044	.046	.219	
N	128	128	128	128	128	128	128	128	128	128	128
AI 8 Pearson Correlation	.046	.242**	.237**	.168	.122	-.117	.178*	1	.124	.154	
Sig. (2-tailed)	.606	.006	.007	.059	.170	.187	.044		.165	.082	
N	128	128	128	128	128	128	128	128	128	128	128
AI 9 Pearson Correlation	.022	.199*	.146	.102	.196*	-.028	.177*	.124	1	.201*	
Sig. (2-tailed)	.802	.025	.101	.250	.026	.751	.046	.165		.023	
N	128	128	128	128	128	128	128	128	128	128	128
AI 10 Pearson Correlation	.187*	.108	.062	.068	.168	.154	.109	.154	.201*	1	
Sig. (2-tailed)	.035	.225	.486	.445	.058	.083	.219	.082	.023		
N	128	128	128	128	128	128	128	128	128	128	128

** . Correlation is significant at the 0.01 level (2-tailed).

* . Correlation is significant at the 0.05 level (2-tailed).

Reliability Statistics

Cronbach's Alpha	Cronbach's Alpha Based on Standardized Items	N of Items
.627	.631	10

Item Statistics

	Mean	Std. Deviation	N
AI 1	3.7422	.94948	128
AI 2	3.7578	.85800	128
AI 3	3.8594	.83933	128
AI 4	3.8828	.75941	128
AI 5	3.8750	.73173	128
AI 6	3.8281	.80461	128
AI 7	3.7578	.77099	128
AI 8	3.6953	.89230	128
AI 9	3.7422	.92427	128
AI 10	3.6875	.96187	128

Item-Total Statistics

	Scale Mean if Item Deleted	Scale Variance if Item Deleted	Corrected Item-Total Correlation	Squared Multiple Correlation	Cronbach's Alpha if Item Deleted
AI 1	34.0859	13.654	.303	.160	.600
AI 2	34.0703	13.326	.418	.208	.573
AI 3	33.9688	14.251	.272	.111	.607
AI 4	33.9453	14.336	.307	.173	.600
AI 5	33.9531	14.376	.319	.172	.598
AI 6	34.0000	14.709	.214	.204	.618
AI 7	34.0703	14.066	.349	.180	.591
AI 8	34.1328	14.148	.258	.187	.610
AI 9	34.0859	14.063	.254	.128	.612

Item-Total Statistics

	Scale Mean if Item Deleted	Scale Variance if Item Deleted	Corrected Item- Total Correlation	Squared Multiple Correlation	Cronbach's Alpha if Item Deleted
AI 1	34.0859	13.654	.303	.160	.600
AI 2	34.0703	13.326	.418	.208	.573
AI 3	33.9688	14.251	.272	.111	.607
AI 4	33.9453	14.336	.307	.173	.600
AI 5	33.9531	14.376	.319	.172	.598
AI 6	34.0000	14.709	.214	.204	.618
AI 7	34.0703	14.066	.349	.180	.591
AI 8	34.1328	14.148	.258	.187	.610
AI 9	34.0859	14.063	.254	.128	.612
AI 10	34.1406	13.775	.277	.121	.607

Correlations

	GCG 1	GCG 2	GCG 3	GCG 4	GCG 5	GCG 6	GCG 7	GCG 8	GCG 9	GCG 10	GCG 11	GCG 12	GCG 13	GCG 14	GCG 15	GCG 16	GCG 17	GCG 18	GCG 19	GCG 20	GCG 21	GCG 22	GCG 23
GCG 1 Pearson Correlation	1	.154	.056	.044	.026	.113	.114	.021	.174*	.010	.172	.072	.188*	.072	.292*	-.014	.116	.087	.061	.227*	-.026	-.011	.106
GCG 1 Sig. (2-tailed)		.082	.530	.623	.772	.202	.201	.817	.050	.910	.052	.421	.034	.421	.001	.872	.193	.326	.492	.010	.775	.900	.235
GCG 1 N	128	128	128	128	128	128	128	128	128	128	128	128	128	128	128	128	128	128	128	128	128	128	128
GCG 2 Pearson Correlation	.154	1	.231**	.295**	.106	.040	.146	.181*	.090	.188*	.153	.164	.171	.161	.134	.070	.214*	.153	.188*	.077	.139	.034	.246*
GCG 2 Sig. (2-tailed)	.082		.009	.001	.232	.652	.099	.041	.313	.033	.084	.065	.053	.070	.131	.434	.015	.084	.034	.388	.118	.699	.005
GCG 2 N	128	128	128	128	128	128	128	128	128	128	128	128	128	128	128	128	128	128	128	128	128	128	128
GCG 3 Pearson Correlation	.056	.231**	1	.179*	.216*	.148	.033	.164	.335*	.217*	.311*	.246*	.247*	.214*	.365*	.205*	.170	.016	.169	.077	.027	.113	.196*
GCG 3 Sig. (2-tailed)	.530	.009		.043	.014	.096	.708	.065	.000	.014	.000	.005	.005	.016	.000	.020	.055	.857	.056	.387	.762	.204	.026
GCG 3 N	128	128	128	128	128	128	128	128	128	128	128	128	128	128	128	128	128	128	128	128	128	128	128
GCG 4 Pearson Correlation	.044	.295**	.179*	1	.190*	.140	.157	.155	.076	.403*	.221*	.160	.356*	.292*	.324*	-.031	.102	.021	.239*	.091	.143	.129	.208*
GCG 4 Sig. (2-tailed)	.623	.001	.043		.031	.115	.077	.080	.393	.000	.012	.072	.000	.001	.000	.730	.251	.818	.007	.309	.107	.147	.018
GCG 4 N	128	128	128	128	128	128	128	128	128	128	128	128	128	128	128	128	128	128	128	128	128	128	128
GCG 5 Pearson Correlation	.026	.106	.216*	.190*	1	.241*	.184*	.178*	-.072	.226*	.102	.146	.165	.164	.172	.003	.162	-.049	.207*	.043	.128	.058	.147

	Sig. (2-tailed)	.772	.232	.014	.031		.006	.038	.045	.420	.010	.251	.101	.063	.065	.052	.973	.067	.580	.019	.631	.151	.516	.098
	N	128	128	128	128	128	128	128	128	128	128	128	128	128	128	128	128	128	128	128	128	128	128	128
GCG 6	Pearson Correlation	.113	.040	.148	.140	.241**	1	-.023	.178*	.219*	.146	.241*	.196*	.136	.236*	.084	.239*	.243*	.057	.058	.271*	.003	.045	.146
	Sig. (2-tailed)	.202	.652	.096	.115	.006		.795	.044	.013	.099	.006	.027	.126	.007	.343	.006	.006	.521	.515	.002	.973	.610	.100
	N	128	128	128	128	128	128	128	128	128	128	128	128	128	128	128	128	128	128	128	128	128	128	128
GCG 7	Pearson Correlation	.114	.146	.033	.157	.184*	-.023	1	-.063	.103	.019	.151	.062	.151	.107	.096	.169	.025	-.080	.175*	.126	.074	.238*	.093
	Sig. (2-tailed)	.201	.099	.708	.077	.038	.795		.479	.247	.827	.089	.488	.088	.228	.281	.056	.780	.367	.048	.156	.406	.007	.297
	N	128	128	128	128	128	128	128	128	128	128	128	128	128	128	128	128	128	128	128	128	128	128	128
GCG 8	Pearson Correlation	.021	.181*	.164	.155	.178*	.178*	-.063	1	.182*	.301*	.053	.031	.125	.154	.094	-.012	.152	.086	.099	.157	.074	.006	.038
	Sig. (2-tailed)	.817	.041	.065	.080	.045	.044	.479		.040	.001	.551	.728	.159	.082	.289	.896	.086	.336	.264	.076	.409	.945	.667
	N	128	128	128	128	128	128	128	128	128	128	128	128	128	128	128	128	128	128	128	128	128	128	128
GCG 9	Pearson Correlation	.174*	.090	.335**	.076	-.072	.219*	.103	.182*	1	-.014	.170	.200*	.316*	.010	.152	.098	.115	.084	.072	.141	-.002	-.043	-.056
	Sig. (2-tailed)	.050	.313	.000	.393	.420	.013	.247	.040		.880	.055	.023	.000	.913	.088	.272	.196	.343	.416	.112	.981	.629	.527
	N	128	128	128	128	128	128	128	128	128	128	128	128	128	128	128	128	128	128	128	128	128	128	128
GCG 10	Pearson Correlation	.010	.188*	.217*	.403**	.226*	.146	.019	.301*	-.014	1	.258*	.134	.202*	.212*	.197*	-.007	.116	.104	.143	.078	.154	-.038	.116

	Sig. (2-tailed)	.910	.033	.014	.000	.010	.099	.827	.001	.880		.003	.132	.022	.017	.026	.934	.193	.243	.106	.384	.082	.667	.193
	N	128	128	128	128	128	128	128	128	128	128	128	128	128	128	128	128	128	128	128	128	128	128	128
GCG 11	Pearson Correlation	.172	.153	.311**	.221*	.102	.241*	.151	.053	.170	.258*	1	.286*	.242*	.174	.160	.252*	.089	.042	.158	.176*	.068	.096	.143
	Sig. (2-tailed)	.052	.084	.000	.012	.251	.006	.089	.551	.055	.003		.001	.006	.050	.071	.004	.316	.639	.074	.047	.442	.281	.108
	N	128	128	128	128	128	128	128	128	128	128	128	128	128	128	128	128	128	128	128	128	128	128	128
GCG 12	Pearson Correlation	.072	.164	.246**	.160	.146	.196*	.062	.031	.200*	.134	.286*	1	.232*	.114	.339*	.211*	.082	.109	.223*	.185*	.081	.051	.112
	Sig. (2-tailed)	.421	.065	.005	.072	.101	.027	.488	.728	.023	.132	.001		.008	.201	.000	.017	.360	.223	.011	.036	.364	.569	.208
	N	128	128	128	128	128	128	128	128	128	128	128	128	128	128	128	128	128	128	128	128	128	128	128
GCG 13	Pearson Correlation	.188*	.171	.247**	.356**	.165	.136	.151	.125	.316*	.202*	.242*	.232*	1	.238*	.260*	.168	.078	.024	.049	.202*	.183*	.101	.121
	Sig. (2-tailed)	.034	.053	.005	.000	.063	.126	.088	.159	.000	.022	.006	.008		.007	.003	.057	.381	.784	.585	.022	.038	.254	.174
	N	128	128	128	128	128	128	128	128	128	128	128	128	128	128	128	128	128	128	128	128	128	128	128
GCG 14	Pearson Correlation	.072	.161	.214*	.292**	.164	.236*	.107	.154	.010	.212*	.174	.114	.238*	1	.272*	.207*	.178*	.106	.097	.195*	.128	.201*	.192*
	Sig. (2-tailed)	.421	.070	.016	.001	.065	.007	.228	.082	.913	.017	.050	.201	.007		.002	.019	.045	.233	.276	.027	.150	.023	.030
	N	128	128	128	128	128	128	128	128	128	128	128	128	128	128	128	128	128	128	128	128	128	128	128
GCG 15	Pearson Correlation	.292**	.134	.365**	.324**	.172	.084	.096	.094	.152	.197*	.160	.339*	.260*	.272*	1	.116	.246*	-.054	.186*	.161	.059	.112	.192*

	Sig. (2-tailed)	.001	.131	.000	.000	.052	.343	.281	.289	.088	.026	.071	.000	.003	.002		.193	.005	.549	.035	.069	.507	.208	.030
	N	128	128	128	128	128	128	128	128	128	128	128	128	128	128	128	128	128	128	128	128	128	128	128
GCG 5	Pearson Correlation	-.014	.070	.205*	-.031	.003	.239*	.169	-.012	.098	-.007	.252*	.211*	.168	.207*	.116	1	.071	.146	.155	.083	.080	.276*	.097
	Sig. (2-tailed)	.872	.434	.020	.730	.973	.006	.056	.896	.272	.934	.004	.017	.057	.019	.193		.428	.100	.081	.351	.368	.002	.274
	N	128	128	128	128	128	128	128	128	128	128	128	128	128	128	128	128	128	128	128	128	128	128	128
GCG 17	Pearson Correlation	.116	.214*	.170	.102	.162	.243*	.025	.152	.115	.116	.089	.082	.078	.178*	.246*	.071	1	.194*	.049	.127	-.038	-.075	.072
	Sig. (2-tailed)	.193	.015	.055	.251	.067	.006	.780	.086	.196	.193	.316	.360	.381	.045	.005	.428		.028	.581	.153	.669	.398	.420
	N	128	128	128	128	128	128	128	128	128	128	128	128	128	128	128	128	128	128	128	128	128	128	128
GCG 18	Pearson Correlation	.087	.153	.016	.021	-.049	.057	-.080	.086	.084	.104	.042	.109	.024	.106	-.054	.146	.194*	1	.161	.150	.096	.078	.134
	Sig. (2-tailed)	.326	.084	.857	.818	.580	.521	.367	.336	.343	.243	.639	.223	.784	.233	.549	.100	.028		.070	.091	.279	.384	.131
	N	128	128	128	128	128	128	128	128	128	128	128	128	128	128	128	128	128	128	128	128	128	128	128
GCG 19	Pearson Correlation	.061	.188*	.169	.239**	.207*	.058	.175*	.099	.072	.143	.158	.223*	.049	.097	.186*	.155	.049	.161	1	.095	.252*	.282*	.318*
	Sig. (2-tailed)	.492	.034	.056	.007	.019	.515	.048	.264	.416	.106	.074	.011	.585	.276	.035	.081	.581	.070		.284	.004	.001	.000
	N	128	128	128	128	128	128	128	128	128	128	128	128	128	128	128	128	128	128	128	128	128	128	128
GCG 20	Pearson Correlation	.227**	.077	.077	.091	.043	.271*	.126	.157	.141	.078	.176*	.185*	.202*	.195*	.161	.083	.127	.150	.095	1	.169	.020	.036

	Sig. (2-tailed)	.010	.388	.387	.309	.631	.002	.156	.076	.112	.384	.047	.036	.022	.027	.069	.351	.153	.091	.284		.056	.818	.688
	N	128	128	128	128	128	128	128	128	128	128	128	128	128	128	128	128	128	128	128	128	128	128	128
GCG 21	Pearson Correlation	-.026	.139	.027	.143	.128	.003	.074	.074	-.002	.154	.068	.081	.183*	.128	.059	.080	-.038	.096	.252*	.169	1	.139	.014
	Sig. (2-tailed)	.775	.118	.762	.107	.151	.973	.406	.409	.981	.082	.442	.364	.038	.150	.507	.368	.669	.279	.004	.056		.118	.875
	N	128	128	128	128	128	128	128	128	128	128	128	128	128	128	128	128	128	128	128	128	128	128	128
GCG 22	Pearson Correlation	-.011	.034	.113	.129	.058	.045	.238**	.006	-.043	-.038	.096	.051	.101	.201*	.112	.276*	-.075	.078	.282*	.020	.139	1	.120
	Sig. (2-tailed)	.900	.699	.204	.147	.516	.610	.007	.945	.629	.667	.281	.569	.254	.023	.208	.002	.398	.384	.001	.818	.118		.178
	N	128	128	128	128	128	128	128	128	128	128	128	128	128	128	128	128	128	128	128	128	128	128	128
GCG 23	Pearson Correlation	.106	.246**	.196*	.208*	.147	.146	.093	.038	-.056	.116	.143	.112	.121	.192*	.192*	.097	.072	.134	.318*	.036	.014	.120	1
	Sig. (2-tailed)	.235	.005	.026	.018	.098	.100	.297	.667	.527	.193	.108	.208	.174	.030	.030	.274	.420	.131	.000	.688	.875	.178	
	N	128	128	128	128	128	128	128	128	128	128	128	128	128	128	128	128	128	128	128	128	128	128	128

*. Correlation is significant at the 0.05 level (2-tailed).

** . Correlation is significant at the 0.01 level (2-tailed).

Reliability Statistics

Cronbach's Alpha	Cronbach's Alpha Based on Standardized Items	N of Items
.751	.778	23

Item Statistics

	Mean	Std. Deviation	N
GCG 1	3.8281	.77469	128
GCG 2	3.8281	.80461	128
GCG 3	3.9531	.71935	128
GCG 4	3.7656	.89164	128
GCG 5	3.6562	.95931	128
GCG 6	3.7500	.85112	128
GCG 7	3.9062	.79800	128
GCG 8	3.7656	.90913	128
GCG 9	3.6875	.88514	128
GCG 10	3.7188	.82230	128
GCG 11	3.9297	.79550	128
GCG 12	3.7656	.82752	128
GCG 13	3.6172	1.00488	128
GCG 14	3.7734	.85311	128
GCG 15	3.6719	.93159	128
GCG 16	3.7578	.93696	128
GCG 17	3.8906	.66681	128
GCG 18	3.8203	1.98194	128
GCG 19	3.8203	.83651	128
GCG 20	3.7266	.76039	128
GCG 21	3.8203	.77798	128
GCG 22	3.8203	.86428	128

Item Statistics

	Mean	Std. Deviation	N
GCG 1	3.8281	.77469	128
GCG 2	3.8281	.80461	128
GCG 3	3.9531	.71935	128
GCG 4	3.7656	.89164	128
GCG 5	3.6562	.95931	128
GCG 6	3.7500	.85112	128
GCG 7	3.9062	.79800	128
GCG 8	3.7656	.90913	128
GCG 9	3.6875	.88514	128
GCG 10	3.7188	.82230	128
GCG 11	3.9297	.79550	128
GCG 12	3.7656	.82752	128
GCG 13	3.6172	1.00488	128
GCG 14	3.7734	.85311	128
GCG 15	3.6719	.93159	128
GCG 16	3.7578	.93696	128
GCG 17	3.8906	.66681	128
GCG 18	3.8203	1.98194	128
GCG 19	3.8203	.83651	128
GCG 20	3.7266	.76039	128
GCG 21	3.8203	.77798	128
GCG 22	3.8203	.86428	128
GCG 23	3.8672	.68010	128

Item-Total Statistics

	Scale Mean if Item Deleted	Scale Variance if Item Deleted	Corrected Item-Total Correlation	Squared Multiple Correlation	Cronbach's Alpha if Item Deleted
GCG 1	83.3125	65.429	.225	.229	.747
GCG 2	83.3125	63.492	.367	.260	.738
GCG 3	83.1875	63.461	.425	.369	.736

GCG 4	83.3750	62.173	.418	.389	.734
GCG 5	83.4844	63.701	.276	.273	.744
GCG 6	83.3906	63.516	.340	.331	.740
GCG 7	83.2344	65.551	.206	.233	.748
GCG 8	83.3750	64.268	.257	.207	.745
GCG 9	83.4531	64.407	.257	.366	.745
GCG 10	83.4219	63.569	.351	.320	.739
GCG 11	83.2109	63.176	.398	.271	.737
GCG 12	83.3750	63.150	.381	.262	.737
GCG 13	83.5234	61.149	.426	.334	.733
GCG 14	83.3672	62.581	.410	.255	.735
GCG 15	83.4688	62.015	.406	.390	.735
GCG 16	83.3828	63.655	.288	.286	.743
GCG 17	83.2500	66.315	.192	.235	.748
GCG 18	83.3203	60.660	.138	.219	.781
GCG 19	83.3203	63.070	.382	.311	.737
GCG 20	83.4141	64.308	.325	.225	.741
GCG 21	83.3203	65.448	.222	.165	.747
GCG 22	83.3203	65.101	.215	.233	.748
GCG 23	83.2734	64.972	.311	.229	.742

Lampiran 4
ANALISIS REGRESI LINIER BERGANDA

Model Summary^b

Model	R	R Square	Adjusted R Square	Std. Error of the Estimate	Change Statistics				
					R Square Change	F Change	df1	df2	Sig. F Change
1	.435 ^a	.189	.176	.32741	.189	14.594	2	125	.000

a. Predictors: (Constant), AI, DPS

b. Dependent Variable: GCG

Variables Entered/Removed^b

Model	Variables Entered	Variables Removed	Method
1	AI, DPS ^a		. Enter

a. All requested variables entered.

b. Dependent Variable: GCG

ANOVA^b

Model		Sum of Squares	df	Mean Square	F	Sig.
1	Regression	3.129	2	1.564	14.594	.000 ^a
	Residual	13.399	125	.107		
	Total	16.528	127			

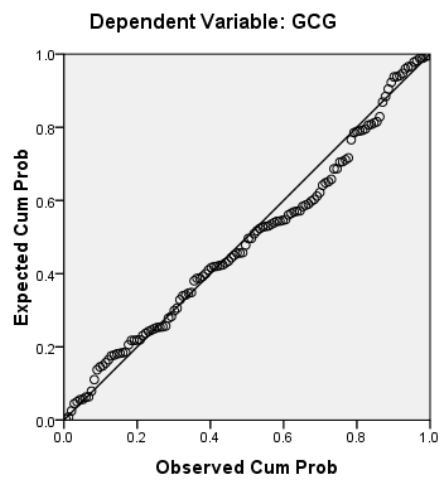
a. Predictors: (Constant), AI, DPS

b. Dependent Variable: GCG

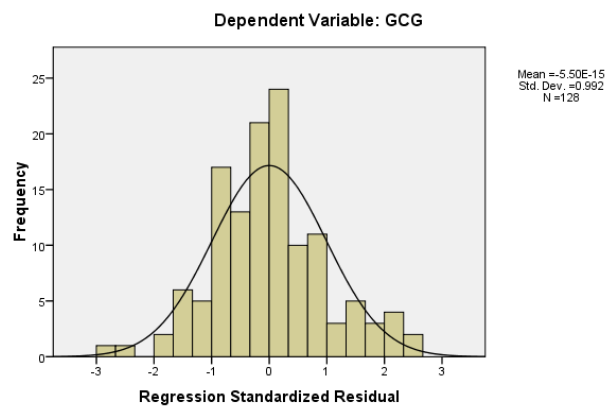
Lampiran 5
UJI ASUMSI KLASIK

Uji Normalitas

Normal P-P Plot of Regression Standardized Residual



Histogram



Uji Multikolinieritas

Variables Entered/Removed^b

Model	Variables Entered	Variables Removed	Method
1	AI, DPS ^a		. Enter

a. All requested variables entered.

b. Dependent Variable: GCG

Coefficients^a

Model		Unstandardized Coefficients		Standardized Coefficients	t	Sig.	Collinearity Statistics	
		B	Std. Error	Beta			Tolerance	VIF
1	(Constant)	2.183	.303		7.202	.000		
	DPS	.092	.059	.134	1.575	.118	.893	1.119
	AI	.329	.075	.372	4.371	.000	.893	1.119

a. Dependent Variable:

GCG

Collinearity Diagnostics^a

Model	Dimension	Eigen value	Condition Index	Variance Proportions		
				(Constant)	DPS	AI
1	1	2.984	1.000	.00	.00	.00
	2	.011	16.783	.09	.97	.23
	3	.006	22.971	.91	.03	.76

a. Dependent Variable: GCG

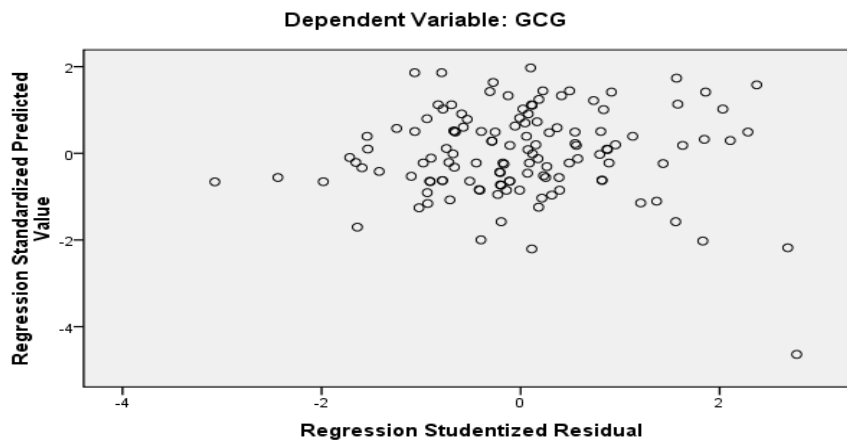
Uji Heterokedatisitas

Residuals Statistics^a

	Minimum	Maximum	Mean	Std. Deviation	N
Predicted Value	3.0605	4.0982	3.7887	.15696	128
Std. Predicted Value	-4.639	1.972	.000	1.000	128
Standard Error of Predicted Value	.029	.149	.047	.019	128
Adjusted Predicted Value	2.8499	4.0965	3.7877	.16595	128
Residual	-.90294	.85760	.00000	.32482	128
Std. Residual	-2.758	2.619	.000	.992	128
Stud. Residual	-3.072	2.774	.001	1.018	128
Deleted Residual	-1.12061	1.01964	.00100	.34267	128
Stud. Deleted Residual	-3.183	2.852	.003	1.029	128
Mahal. Distance	.026	25.241	1.984	3.386	128
Cook's Distance	.000	.759	.020	.091	128
Centered Leverage Value	.000	.199	.016	.027	128

a. Dependent Variable: GCG

Scatterplot



Lampiran 6
 UJI HIPOTESIS

Coefficients^a

Model		Unstandardized Coefficients		Standardized Coefficients	t	Sig.	Collinearity Statistics	
		B	Std. Error	Beta			Tolerance	VIF
1	(Constant)	2.183	.303		7.202	.000		
	DPS	.092	.059	.134	1.575	.118	.893	1.119
	AI	.329	.075	.372	4.371	.000	.893	1.119

a. Dependent Variable: GCG

Hasil Uji F

ANOVA^b

Model		Sum of Squares	df	Mean Square	F	Sig.
1	Regression	3.129	2	1.564	14.594	.000 ^a
	Residual	13.399	125	.107		
	Total	16.528	127			

a. Predictors: (Constant), AI, DPS

b. Dependent Variable: GCG

Hasil Uji t

Coefficients^a

Model		Unstandardized Coefficients		Standardized Coefficients	t	Sig.	Collinearity Statistics	
		B	Std. Error	Beta			Tolerance	VIF
1	(Constant)	2.183	.303		7.202	.000		
	DPS	.092	.059	.134	1.575	.118	.893	1.119
	AI	.329	.075	.372	4.371	.000	.893	1.119

a. Dependent Variable: GCG

Hasil Uji Determinasi

Model Summary^b

Model	R	R Square	Adjusted R Square	Std. Error of the Estimate	Change Statistics				
					R Square Change	F Change	df1	df2	Sig. F Change
1	.435 ^a	.189	.176	.32741	.189	14.594	2	125	.000

a. Predictors: (Constant), AI, DPS

b. Dependent Variable: GCG

27	4	4	4	5	4	5	2	4	5	4	4	4	4	4	3	4	4	4	4	3	3	4	3	4	5	3	4	4	4	5	4	4	4	4	4	3	4	4	3	4	4	2			
28	4	4	4	3	4	3	5	2	4	4	4	4	4	4	5	3	3	4	4	4	4	4	1	3	4	3	2	4	4	1	4	4	3	4	3	4	4	3	4	4	3	5	4	4	
29	1	4	4	1	4	2	4	4	4	4	4	3	4	4	4	2	4	3	3	4	3	3	2	2	5	3	3	4	4	4	4	4	4	4	4	4	2	2	4	4	4	4	2		
30	4	4	2	4	4	3	4	4	4	4	4	4	4	4	3	3	4	3	3	4	4	4	4	4	4	4	4	4	2	4	3	3	4	3	3	3	4	2	4	4	4	4			
31	4	4	5	4	5	3	5	4	3	4	3	4	4	3	4	1	3	3	5	4	4	4	3	4	4	4	3	4	4	3	4	4	4	3	4	4	4	4	4	3	3	2	4	4	
32	4	4	3	2	3	3	4	3	1	4	5	5	5	4	5	5	4	5	4	4	4	5	4	4	4	3	4	4	5	4	4	3	4	4	5	4	4	4	3	3	4	4	4		
33	3	3	3	4	4	3	3	4	4	4	4	5	4	2	4	5	4	4	4	2	2	3	4	2	4	1	3	4	1	2	4	4	4	4	3	3	4	4	4	4	4	4	4		
34	4	4	4	4	3	4	3	4	4	3	4	3	4	3	4	4	4	4	3	4	4	3	4	4	2	4	4	4	3	4	4	2	4	4	4	3	4	3	4	4	3	4	4	4	
35	3	4	3	4	4	4	1	4	3	4	3	4	4	4	1	3	4	3	2	4	4	4	4	3	4	4	3	3	4	3	2	4	2	5	3	4	4	4	4	4	4	3	4		
36	4	4	2	5	4	4	1	3	4	4	4	4	4	4	3	5	2	4	3	4	3	4	4	3	2	4	4	4	4	2	4	4	4	4	4	4	4	4	4	4	4	3	4	4	
37	5	4	3	5	2	5	4	4	4	3	3	4	5	4	3	4	3	4	4	4	4	4	4	4	4	4	4	4	5	3	3	4	4	2	3	4	4	4	4	4	4	4	4	4	
38	3	4	5	4	5	5	3	2	5	3	3	4	4	4	3	3	4	2	2	2	2	3	3	2	4	3	3	2	5	4	2	2	4	2	2	3	4	3	4	3	4	4	4		
39	4	4	4	3	3	4	2	4	5	4	5	1	4	4	4	1	4	1	4	1	4	4	4	4	4	3	4	4	4	3	3	4	4	4	4	3	4	4	4	4	5	3	4	4	
40	5	5	3	4	5	3	3	2	5	4	4	2	3	3	4	4	1	4	3	4	4	4	4	4	4	2	4	2	2	1	4	1	5	4	4	4	4	3	5	5	4	4	4		
41	4	3	4	5	5	4	3	2	3	5	3	4	4	4	3	3	4	4	4	2	3	1	4	4	4	4	4	2	2	3	3	3	4	2	2	2	4	2	3	4	2	3	4	4	
42	4	4	4	4	4	4	4	3	4	4	4	4	4	4	2	3	4	3	2	4	4	1	4	4	1	3	2	3	1	4	4	3	4	5	4	2	4	2	4	4	4	4	4		
43	4	4	3	3	4	4	3	4	4	4	4	4	4	3	3	4	4	4	4	4	4	3	4	4	4	4	3	4	3	3	4	3	3	4	3	3	3	3	3	4	4	3	4	4	
44	4	4	4	4	3	4	3	3	4	4	4	4	4	4	4	4	4	4	5	4	4	4	4	4	3	2	4	2	3	3	3	4	1	5	5	4	4	4	4	4	2	4	4		
45	4	5	4	4	4	5	3	4	4	4	3	4	4	4	4	2	4	4	4	4	4	4	4	2	4	3	5	4	4	4	4	2	4	4	4	4	4	4	4	4	4	4	4	4	
46	5	4	4	4	4	4	4	4	4	3	5	4	4	2	4	4	5	5	3	5	4	4	4	5	3	5	4	4	4	4	5	5	4	4	4	4	5	5	5	4	5	5	4	4	
47	4	5	4	4	4	5	5	4	5	5	4	1	4	1	3	4	4	5	2	4	4	4	5	2	4	4	4	4	4	4	4	4	4	4	4	4	4	3	2	4	3	4	5	3	
48	3	4	5	5	4	5	4	4	3	4	4	4	4	3	5	4	5	4	4	4	4	5	5	5	4	5	4	4	4	5	5	5	5	5	5	5	5	5	5	5	5	4	4	4	
49	4	4	4	4	4	4	5	5	5	5	4	4	4	5	5	5	4	4	4	4	4	4	4	4	4	4	4	4	4	5	4	4	5	4	4	4	4	4	5	4	4	4	4	4	4
50	5	4	5	5	5	4	2	5	5	3	4	2	4	5	3	5	4	3	4	3	4	4	4	4	4	4	4	4	4	4	4	5	4	4	4	4	4	4	4	4	4	4	4	4	4
51	4	4	4	5	5	4	4	4	4	4	5	5	4	4	4	4	3	4	4	3	3	4	4	4	4	3	4	3	4	3	4	4	3	4	4	3	4	4	4	4	4	4	4	4	4
52	5	4	4	4	4	4	3	4	4	4	4	4	4	4	4	4	5	5	4	4	4	4	4	4	5	4	4	3	4	4	5	4	4	5	4	4	4	4	4	4	4	4	5	4	4
53	4	5	5	5	5	4	4	4	5	4	4	4	4	4	4	4	4	4	5	4	3	4	4	4	4	2	3	4	5	4	5	4	5	4	5	4	5	4	5	3	4	3	5	4	4
54	4	4	4	4	4	5	4	5	4	4	4	4	3	4	4	1	4	5	5	4	4	4	3	4	4	4	4	4	5	4	4	4	4	4	4	4	4	4	4	3	4	3	4	4	4
55	4	4	4	3	4	4	3	4	4	4	4	3	4	4	3	5	5	4	4	2	4	3	3	4	4	4	4	4	4	4	4	4	4	4	4	4	4	3	4	2	5	4	4	4	4

56	4	5	4	4	5	4	4	4	4	4	4	4	4	5	4	4	3	5	4	3	5	4	4	4	4	4	5	5	3	4	4	4	4	4	4	1	3	4	4	4	4	4	2	3							
57	4	2	3	4	4	3	4	4	5	4	4	3	4	3	5	4	4	4	3	4	3	4	4	4	4	4	4	2	4	4	4	4	3	2	4	3	3	4	4	4	4	3	4								
58	5	4	4	4	4	5	4	5	4	5	5	4	4	3	3	5	3	3	4	5	4	4	4	4	3	4	2	4	4	4	4	4	4	4	4	4	4	4	3	5	3	3	5	3							
59	5	3	4	4	4	4	4	4	4	4	4	3	3	4	4	3	3	4	4	4	4	4	5	5	4	5	4	4	4	4	3	4	2	5	5	4	4	4	4	3	3	4									
60	4	5	5	4	3	5	3	4	4	3	2	4	4	4	2	4	5	5	3	4	4	4	4	4	5	4	4	4	4	4	3	2	4	4	4	3	4	4	4	3	4	2	4								
61	4	4	4	4	5	5	4	4	5	3	4	4	5	3	4	5	3	4	5	3	4	4	5	4	4	4	4	4	4	5	3	4	4	4	4	5	2	5	4	4	3										
62	4	2	4	4	3	5	4	4	4	4	5	3	4	5	5	4	1	4	4	4	4	2	5	4	3	4	4	4	5	5	4	5	4	4	4	4	4	4	5	3	5	4	4								
63	4	5	5	4	4	4	3	5	4	5	4	5	4	4	4	5	4	4	4	5	2	3	4	5	4	5	4	5	4	5	4	3	3	3	4	4	4	4	4	4	4	5	4								
64	4	3	4	3	4	5	5	5	4	4	4	5	4	4	4	5	4	5	5	5	4	4	4	4	4	5	4	4	4	4	4	4	4	4	4	3	4	4	3	3	4	4	4								
65	4	4	5	3	4	5	4	5	4	5	4	4	3	4	4	4	4	4	4	4	2	3	5	4	5	4	3	3	5	5	4	4	4	4	4	4	4	4	4	3	4	4									
66	4	4	4	5	4	4	5	4	4	4	2	5	2	5	4	4	4	2	4	5	4	4	3	4	4	4	4	4	4	2	4	5	4	2	4	4	2	4	4	4	2										
67	4	4	4	4	4	4	4	4	4	5	4	2	4	4	4	4	4	4	5	4	5	4	5	3	5	5	5	5	4	5	5	5	5	5	4	5	5	5	5	4	5	4	4								
68	3	4	4	5	2	1	3	4	4	4	5	4	4	4	3	2	4	4	4	5	4	5	4	5	4	5	4	5	4	5	3	4	3	2	4	4	4	4	4	4	1	5									
69	5	4	4	3	5	4	4	4	3	3	4	4	4	2	4	4	4	5	5	4	5	4	3	5	4	4	5	5	4	4	4	3	5	4	4	4	3	5	4	4	5	4	3	4							
70	4	4	4	4	5	5	5	4	4	5	4	4	4	4	4	3	4	4	4	4	4	4	3	3	4	4	4	4	4	4	4	4	5	4	4	4	4	4	4	4	4	4	4								
71	4	4	4	4	3	4	2	2	4	4	2	4	4	4	4	4	3	4	1	2	4	4	5	4	4	3	1	4	4	4	5	4	4	5	4	4	3	4	4	4	4										
72	4	5	5	5	5	5	5	3	4	4	5	4	3	2	4	3	4	4	5	5	3	4	4	2	4	4	2	4	4	4	4	4	4	2	4	3	4	4	4	4	5	4									
73	4	4	4	5	4	4	3	4	4	4	5	5	4	4	5	4	4	2	4	4	4	4	4	4	4	4	5	3	4	4	4	4	4	5	3	4	4	4	2	4	3	3									
74	4	4	5	4	5	5	4	4	4	5	4	4	4	4	4	4	5	5	4	4	4	4	4	4	4	5	4	4	5	4	4	5	5	4	4	4	5	5	4	4	3	4	4								
75	4	4	5	4	4	4	4	5	5	5	4	4	4	5	5	5	2	4	4	4	2	4	4	5	4	4	4	4	4	4	4	4	4	5	4	4	4	4	4	4	4	5	4	4							
76	2	1	2	1	2	1	2	1	2	1	2	4	2	3	2	2	3	4	5	4	5	5	4	5	4	5	4	2	2	4	1	2	4	4	5	4	4	4	4	4	4	4									
77	4	5	4	4	4	4	5	5	4	5	4	5	5	4	5	4	4	3	4	4	4	4	4	4	4	3	2	4	2	4	4	4	4	4	4	5	4	4	4	3	4	4									
78	4	4	4	4	4	4	4	4	3	4	4	5	3	4	5	4	4	4	4	4	5	4	5	4	4	4	3	4	5	4	4	4	3	4	5	4	4	4	4	4	4	4	5								
79	4	4	4	5	4	5	4	5	4	3	4	4	4	4	4	3	4	3	4	5	4	5	3	4	4	4	5	4	3	5	4	5	4	5	4	3	4	3	4	3	5	4	4								
80	4	2	4	4	3	4	4	4	4	4	2	3	4	4	3	5	4	3	4	2	4	4	4	4	5	4	4	4	4	4	4	4	4	3	4	4	4	5	5	4	4	3									
81	4	4	4	4	5	4	3	4	4	3	4	4	3	4	5	4	4	4	3	4	4	4	3	4	4	4	4	5	4	4	4	4	4	4	4	4	3	4	4	5	2	2									
82	5	5	5	3	5	3	2	2	4	4	2	2	1	4	4	2	4	4	4	4	4	4	4	4	4	4	5	4	4	4	4	4	4	5	4	3	5	4	5	4	4	4	3	4	4	3					
83	4	4	5	5	3	4	4	3	4	4	4	3	4	4	4	4	4	4	4	4	4	4	4	4	4	4	3	4	5	4	4	4	5	3	4	4	4	4	4	4	4	4	4	4							
84	4	4	4	4	3	4	4	2	4	4	4	4	4	4	4	3	4	4	4	4	4	4	4	4	4	4	4	4	4	4	4	4	4	4	4	5	4	5	4	5	5	3	4	5	4	4	4	3	4	2	4

DAFTAR RIWAYAT HIDUP

A. Identitas Diri

1. Nama Lengkap : Muhammad Ihsan
2. Tempat, Tanggal Lahir : Kendal, 01 November 2016
3. NIM : 122411135
4. Alamat : Perum PKS Blok C 425 Ds.
Protomulyo Kec. Kaliwungu Selatan
Kab. Kendal
5. No. Hp : 085727407189
6. Email : Ihsan.muhammadihsan@gmail.com

B. Riwayat pendidikan

Pendidikan Formal:

1. SD N 01 Kutoharjo
2. SMP N 02 Kaliwungu
3. MA N Kendal

Semarang, 01 November 2016

Muhammad Ihsan