








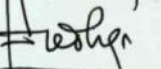

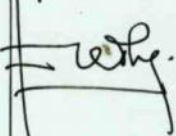
Appendix 1

RESEARCH SCHEDULE

English Teacher: Minanurrohman, S. Pd.

Reseracher : Laili Nurin Nafi'ah

Class : VII-D

No.	Activities	Time	Place	Signature	
				English Teacher	Headmaster
1.	Asking for permission to headmaster	February 4, 2016	MTs. Raudlatut Tholibin		
2.	Going to meet the English teacher and discuss about the class would be subject of research	February 4, 2016	MTs. Raudlatut Tholibin		
3.	Doing Pre - Cycle	February 7, 2016	MTs. Raudlatut Tholibin		
4.	Doing Cycle I (Teaching verbal sentences of simple present tense)	February 8 until 15, 2016	MTs. Raudlatut Tholibin		
5.	Doing Cycle II (Reviewing the previous material and teaching the nominal sentences of simple present tense)	February 21 and 22, 2016	MTs. Raudlatut Tholibin		

SILABUS PEMBELAJARAN

Sekolah : M.Ts. Raudlatut Tholibin

Kelas : VII (tujuh)

Mata Pelajaran : Bahasa Inggris

Semester : 2 (dua)


Standar Kompetensi : 10. Mengungkapkan makna dalam teks lisan fungsional dan monolog pendek sangat sederhana berbentuk *descriptive* dan *procedure* untuk berinteraksi dengan lingkungan terdekat

Kompetensi Dasar	Materi Pokok/ Pembelajaran	Kegiatan Pembelajaran	Indikator	Penilaian			Alokasi Waktu	Sumber Belajar
				Teknik	Bentuk Instrumen	Contoh Instrumen		
10.1 Mengungkapkan makna tindak tutur fungsional pendek sangat sederhana secara akurat, lancar dan berterima untuk berinteraksi dengan lingkungan terdekat	Teks Fungsional pendek berbentuk: <ul style="list-style-type: none">) <i>Intruccion</i>) <i>Shopping list</i>) <i>Greetings</i>) <i>Announcement</i> 	1. Tanya jawab yang berkaitan dengan materi dengan percaya diri dan kreatif 2. Membahas kosakata dan tata bahasa: <i>noun, noun phrase, adj, verb, adverb dengan kerjasama.</i> 3. Menirukan ungkapan ungkapan yang digunakan dalam percakapan sesuai materi dengan kreatif 4. Mendengarkan teks fungsional Pendek dengan cermat. 5. Menjawab pertanyaan tentang isi teks yang didengar dengan kreatif 6. Menggunakan ungkapan ungkapan yang ada dalam percakapan sesuai	Mengungkapkan makna dalam teks fungsional pendek berbentuk : <ul style="list-style-type: none"> - Instruksi - Daftar barang - Pengumuman - Ucapan selamat Dengan percaya diri dan kreatif . 1. Memberi instruksi dengan jelas dan sopan . 2. Menyebut daftar benda dengan cermat dan	Tes tulis	Pilihan ganda	<i>Choose the best answer by crossing a,b,c, d!</i>	4x40 menit	1. Script percakapan dari Buku teks 2. Alat Peraga


		materi dengan teman berpasangan dengan kreatif dan kerjasama. 7.Menggunakan ungkapan ungkapan sesuai dengan materi dalam keadaan/situasi nyata dengan percaya diri.	jelas . 3.Mengucapkan selamat dengan sopan . 4.Mengumumkan sesuatu dengan percayadiri..					
❖ Karakter siswa yang diharapkan :		Kreatif (creative) Kerjasama (cooperative) Cermat (accurate)						

Pakis, 3 Januari 2016


Mengetahui;
Kepala M.Ts. Raudlatut Tholibin



(H. Nur Hafidh, S.Pd.I.)
NIP: -



Guru Mapel Bahasa Inggris,



(Minanurrohman, S.Pd.)
NIP:-

SILABUS PEMBELAJARAN

Sekolah : M.Ts. Raudlatut Tholibin

Kelas : VII (tujuh)

Mata Pelajaran : Bahasa Inggris

Semester : 2 (dua)


Standar Kompetensi : 10. Mengungkapkan makna dalam teks lisan fungsional dan monolog pendek sangat sederhana berbentuk *descriptive* dan *procedure* untuk berinteraksi dengan lingkungan terdekat

Kompetensi Dasar	Materi Pembelajaran	Kegiatan Pembelajaran	Indikator Pencapaian Kompetensi	Penilaian			Alokasi Waktu	Sumber Belajar
				Teknik	Bentuk Instrumen	Contoh Instrumen		
10.2 Mengungkapkan makna dalam monolog pendek sangat sederhana dengan menggunakan ragam bahasa lisan secara akurat, lancar dan berterima untuk berinteraksi dengan lingkungan terdekat dalam teks berbentuk <i>descriptive</i> dan	1. Teks monolog berbentuk :) <i>Descriptive</i>) <i>Procedure</i> 2. Kosakata terkait tema / jenis teks. 3. Ciri kebahasaan teks deskriptif / prosedur 4. Tata Bahasa) Present Tense	1. Mendengarkan dan merespon berbagai hal tentang teks deskriptif/prosedur 2. Memperhatikan dan merespon penjelasan tentang kosakata dan tata bahasa dalam teks monolog Deskriptif/ prosedur tentang Tea / <i>How to make a cup of tea.</i> 3. Mendengarkan model monolog lisan tentang teks deskriptif/prosedur 4. Mendiskusikan dalam kelompok <i>draft</i> monolog mendeskripsikan	1. Mengungkapkan berbagai informasi dalam teks monolog berbentuk - <i>Descriptive</i> - <i>Procedure</i> 2. Menyebutkan fungsi komunikatif teks yang didengar. 3. Menyebutkan ciri kebahasaan teks yang didengar. 4. Melakukan monolog	Testulis	Pilihan ganda	<i>Choose the best answer by crossing a,b,c, d!</i>	6x40 menit	Bukuteks Alatperaga

<i>procedure</i>	Imperatives 5. Ungkapan Baku Well,.. you know that ?	kembali, menyampaikan prosedur dengan kata-kata sendiri 5. Melakukan monolog lisan secara individu	dalam bentuk deskriptif / prosedur					
❖ Karakter siswa yang diharapkan : Dapat dipercaya (<i>Trustworthines</i>) Rasa hormat dan perhatian (<i>respect</i>) Tekun (<i>diligence</i>)								


Pakis, 7 Februari 2016

Mengetahui;
Kepala M.Ts. Raudlatut Tholibin



(H. Nur Hafidh, S.Pd.I.)
NIP: -

Guru Mapel Bahasa Inggris,



(Minanurrohman, S.Pd.)
NIP:-

LESSON PLAN (Pre Cycle)

Sekolah	: MTs.Raudlatut Tholibin
Kelas/Semester	: VII/2
Mata Pelajaran	: Bahasa Inggris
Materi	: Intruction, Shopping list, Greetings, Announcement
Waktu	: 4x40 menit (2x pertemuan)

A. Standar Kompetensi

10. Mengungkapkan makna dalam teks lisan fungsional dan monolog pendek sangat sederhana berbentuk *descriptive* dan *procedure* untuk berinteraksi dengan lingkungan terdekat

B. Kompetensi Dasar

- 10.1 Mengungkapkan makna tindak tutur fungsional pendek sangat sederhana secara akurat, lancar dan berterima untuk berinteraksi dengan lingkungan terdekat

C. Indikator Pembelajaran

Siswa mengungkapkan makna dalam teks pendek berbentuk:

1. Instruksi
2. Daftar barang
3. Ucapan selamat
4. Pengumuman

D. Learning Aims

Setelah melakukan proses pembelajaran, siswa mampu:

1. Mengungkapkan instruksi dengan benar, jelas, dan santun.
2. Menyebutkan daftar barang dengan cermat dan jelas.
3. Mengungkapkan selamat dengan sopan.
4. Mengumumkan sesuatu dengan percaya diri.

E. Materi

1. Instruksi (instruction) merupakan arahan atau perintah untuk melakukan sesuatu.

Contoh:

- Close the door, please!
- Don't go anywhere!
- Don't step on the grass!

2. Daftar barang (shopping list) adalah kalimat yang berisi tentang daftar barang yang akan dibeli. Contoh:

- 2 kilos of sugar

- 1 kilo of orange
 - 4 loaves of bread
3. Ucapan selamat (Greeting, congratulation) adalah ekspresi bahagia, bangga terhadap pencapaian seseorang. Contoh:
- Congratulation for your best exam score.
 - Congratulation on winning of badminton competition.
4. Pengumuman (announcement) yaitu pesan atau informasi yang diberikan kepada halayak ramai. Seperti pengumuman di sekolah. Contoh:

For all students.

Tomorrow morning, will be attended "Jalan Sehat". Please join and come to our school before 6 a.m. thanks.

Head master

F. Metode pembelajaran: role play

G. Media pembelajaran: teks ungkapan

H. Kegiatan pembelajaran:

1. Pendahuluan
 - a. Memberi salam dan mengabsensi siswa.
 - b. Menyampaikan tujuan pembelajaran dan memberikan motivasi.
 - c. Guru menstimulasi siswa dengan memberikan instruksi sederhana kepada salah satu siswa untuk menutup pintu.
2. Kegiatan inti
 - a. Pertemuan 1
 - 1) Guru memberikan beberapa ungkapan intruksi kepada siswa.
Siswa:
 - 1) Memperhatikan dan mencermati ungkapan-ungkapan mengenai instruksi yang diberikan oleh guru.
 - 2) Secara berkelompok kecil (in pairs), siswa memberikan contoh lain ungkapan instruksi
 - 2) Guru melanjutkan instruksi dengan memberikan daftar barang yang harus dibeli siswa di kantin.
 - 3) Guru menjelaskan tentang daftar harga.
Siswa:
 - 1) mengamati dan mengungkapkan kosa kata dalam daftar barang yang diberikan guru.
 - 2) Memastikan peran bersama kelompok kecil (in pair) dengan menuliskan daftar barang yang akan dibeli untuk keperluan pembuatan kue.

2. Pertemuan 2

Guru:

- 1) memberikan ucapan selamat kepada siswa yang melakukan tugas dengan baik.
- 2) menjelaskan materi ungkapan selamat dan pengumuman.

Siswa:

- 1) Memberikan contoh lain tentang ucapan selamat dengan situasi berbeda.
- 2) Menyusun dan membacakan pengumuman di depan kelas.

3. Kegiatan Penutup

- a. Memperhatikan kesimpulan tentang hal-hal yang telah diajarkan guru
- b. Memberi refleksi/komentar tentang hal-hal yang telah dipelajari..
- c. Memperhatikan harapan-harapan dan nasehat yang disampaikan guru.


I. Sumber belajar

1. Mukarto, dkk. *English on Sky 1 for Junior High School Students Year VII Berdasarkan Standar Isi 2006*. Jakarta: Erlangga. 2007.

J. Penilaian

1. Teknik : Tes tulis
2. Bentuk : Pilihan ganda
3. Aspek : Ketepatan dan kecermatan
4. Petunjuk penilaian :
 - a. Jumlah soal : 20
 - b. Nilai maksimal per nomor : 5
 - c. Total score : $20 \times 5 = 100$
5. Penilaian :
 - a. Jawaban benar, nilai 5.
 - b. Jawaban salah, nilai 0.

Pati, 24 Januari 2016



KISI-KISI PENULISAN SOAL (Pre-Cycle)

Sekolah : M.Ts. Raudlatut Tholibin

Mata Pelajaran : Bahasa Inggris

Kelas / Semester : VII / 2

Bentuk Soal : Pilihan Ganda

No Urut	Standar Kompetensi	Kompetensi Dasar	Materi	Indikator Soal	No. Soal
1	Mengungkapkan makna dalam percakapan transaksional dan interpersonal sangat sederhana untuk berinteraksi dengan lingkungan terdekat	Mengungkapkan makna dalam percakapan transaksional (to get things done) dan interpersonal (bersosialisasi) sangat sederhana dengan menggunakan ragam bahasa lisan secara akurat, lancar dan berterima untuk berinteraksi dengan lingkungan terdekat yang melibatkan tindak tutur meminta dan memberi jasa, meminta dan memberi barang, dan meminta memberi fakta.	<ol style="list-style-type: none"> 1. Ungkapan meminta dan menerima jasa/barang. 2. Ungkapan intruksi 3. Ungkapan selamat 4. Pengumuman 5. Daftar barang 	<ol style="list-style-type: none"> 1. Disajikan dialog sederhana, siswa merespon ungkapan meminta dan menerima jasa/barang. 2. Disajikan kalimat intruksi sederhana, siswa menjelaskan makna dari intruksi larangan. 3. Disajikan kalimat intruksi sederhana, siswa menjelaskan makna dari intruksi anjuran. 4. Disajikan kartu ucapan sederhana, siswa menentukan tujuan, pengirim, dan yang dikirim kartu ucapan selamat. 5. Disajikan pengumuman sederhana, siswa menentukan topik, konten, dan subjek yang dituju. 6. Disajikan nama barang, siswa menentukan tempat untuk menemukan barang tersebut. 7. Disajikan sebuah tempat, siswa menentukan barang yang ada di lokasi. 	<p>3, 4, 9</p> <p>1, 2, 12</p> <p>10, 13</p> <p>5,6,7</p> <p>14, 15, 16, 17</p> <p>18, 20</p> <p>11, 19</p>

Pre-Cycle Test

Name :

Number :

Answer the following questions by giving a cross (x) on a, b, c, or d!

1. **“NO ENTRANCE”**
What does the sign mean?
 - a. We may come in
 - b. We can come in
 - c. We are allowed to come in
 - d. We are forbidden to come in
2. **“DON’T STEP ON THE GRASS”**
What does the sign mean?
 - a. We may step on the grass
 - b. We can not walk on the grass
 - c. We are allowed to walk on the grass
 - d. We can step on the grass
3. A: Give me a piece of paper, please!
B: ...
 - a. Sure, here you are
 - b. No, thanks
 - c. Oh, sorry
 - d. I don’t
4. X: Mop the floor, please!
Y: Sure.
X: ...
 - a. Thanks
 - b. OK
 - c. I’m sorry
 - d. here you are
5. What does Ketty use the card?
 - a. To congratulate
 - b. To appreciate
 - c. to applause
 - d. to say something
6. Who is the card for?
 - a. Lucky
 - b. Mella
 - c. Agus
 - d. Selly
7. Who is the sender of the card?
 - a. Sity
 - b. Meky
 - c. Ketty
 - d. Nowy
8. G: Congratulation for your best score in the last exam.
H: ...
 - a. Yes, thanks
 - b. No, I do not
 - c. I’m sorry
 - d. OK
9. P: Get my shoes, please!
S: ...
Q: Very kind of you.
 - a. OK, wait!
 - b. No, thanks
 - c. Oh, sorry
 - d. So bad
10. **“KEEP SILENT PLEASE!”**
What does the sign mean?
 - a. We can speak loudly
 - b. We may not speak up
 - c. We are allowed to be crowded
 - d. We can not to play
11. Sinta buys some vegetables in the market. One of them is ...
 - a. Soap wash
 - b. Toothpaste
 - c. spinach
 - d. baby powder
12. **“NO MAN HERE”**
What does it mean?
 - a. Agus can come
 - b. Susi may not come
 - c. Zaenab can not come
 - d. Siti may come
13. **“KEEP CLEAN”**
What should we do?
 - a. We make a bad room
 - b. We sweep the room
 - c. We put much rubbish
 - d. We don’t care about it
14. Students will get punishment if they ...
 - a. Come late
 - b. Are absent
 - c. don’t wear sport clothes
 - d. get the highest score
15. Who the announcement for?
 - a. Students of SMP 1 Bangsal
 - b. Teachers of SMP 1 Bangsal
 - c. Headmaster of SMP 1 Bangsal
 - d. Gardener of SMP 1 Bangsal
16. What is the regulation in every Saturday?
 - a. Wear batik clothes
 - b. Wear cheap clothes
 - c. wear scout uniform
 - d. wear sport clothes
17. What is the topic of the text above?
 - a. Students’ sanction
 - b. Students’ regulation
 - c. students’ ignore
 - d. students’ clothes
18. I get some books and read them at ...
 - a. Market
 - b. Post office
 - c. police station
 - d. library
19. I go to ... to water the flowers.
 - a. Garden
 - b. School
 - c. bus station
 - d. kitchen
20. Sinta saves some fruits in ... so that get the fresh fruit all the time.
 - a. Kitchen
 - b. Cupboard
 - c. refrigerator
 - d. air conditioner

Announcement

To all students of SMP 1 Bangsal, every Saturday you must wear sport clothes. The students who ignore this announcement wil get the sanction.

Dear Mella,
Happy birthday, may Allah always bless you.

Love,
Ketty

Good Luck! ☺

48

Pre-Cycle Test

Name : Fa. A. Aul. a. Fida

Number : 12

Answer the following questions by giving a cross (x) on a, b, c, or d!

1. "NO ENTRANCE"
What does the sign mean?
a. We may come in
b. We can come in
c. We are allowed to come in
 d. We are forbidden to come in
2. "DON'T STEP ON THE GRASS"
What does the sign mean?
a. We may step on the grass
b. We can not walk on the grass
 c. We are allowed to walk on the grass
d. We can step on the grass
3. A: Give me a piece of paper, please!
B: ...
a. Sure, here you are c. Oh, sorry
 b. No, thanks d. I don't
4. X: Mop the floor, please!
Y: Sure.
X: ...
a. Thanks c. I'm sorry
 b. OK d. here you are

Dear Mella,
Happy birthday, may Allah always bless you.
Love,
Ketty

5. What does Ketty use the card?
 a. To congratulate c. to applause
b. To appreciate d. to say something
6. Who is the card for?
a. Lucky c. Agus
 b. Mella d. Selly
7. Who is the sender of the card?
 a. Sity c. Ketty
b. Meky d. Nowy
8. G: Congratulation for your best score in the last exam.
H: ...
 a. Yes, thanks c. I'm sorry
b. No, I do not d. OK
9. P: Get my shoes, please!
S: ...
Q: Very kind of you.
 a. OK, wait! c. Oh, sorry
b. No, thanks d. So bad
10. "KEEP SILENT PLEASE!"
What does the sign mean?
a. We can speak loudly
b. We may not speak up
 c. We are allowed to be crowded
d. We can not to play

11. Sinta buys some vegetables in the market. One of them is ...
a. Soap wash c. spinach
 b. Toothpaste d. baby powder
12. "NO MAN HERE"
What does it mean?
a. Agus can come b. Zaenab can not come
c. Susi may not come d. Siti may come
13. "KEEP CLEAN"
What should we do?
a. We make a bad room
 b. We sweep the room
c. We put much rubbish
d. We don't care about it

Announcement
To all students of SMP 1 Bangsal, every Saturday you must wear sport clothes. The students who ignore this announcement will get the sanction.

14. Students will get punishment if they ...
a. Come late c. don't wear sport clothes
b. Are absent d. get the highest score
15. Who the announcement for?
a. Students of SMP 1 Bangsal
b. Teachers of SMP 1 Bangsal
c. Headmaster of SMP 1 Bangsal
 d. Gardener of SMP 1 Bangsal
16. What is the regulation in every Saturday?
a. Wear batik clothes c. wear scout uniform
b. Wear cheap clothes d. wear sport clothes
17. What is the topic of the text above?
 a. Students' sanction c. students' ignore
b. Students' regulation d. students' clothes
18. I get some books and read them at ...
a. Market c. police station
 b. Post office d. library
19. I go to ... to water the flowers.
a. Garden b. bus station
c. School d. kitchen
20. Sinta saves some fruits in ... so that get the fresh fruit all the time.
a. Kitchen b. refrigerator
c. Cupboard d. air conditioner

5 = 11
309 x 5 = 1545

Correct for = mangan

75

Pre-Cycle Test

Name : M. ARIF SETIAWAN

Number : 17

Answer the following questions by giving a cross (x) on a, b, c, or d!

1. "NO ENTRANCE"
What does the sign mean?
 a. We may come in
 b. We can come in
 c. We are allowed to come in
 d. We are forbidden to come in
2. "DON'T STEP ON THE GRASS"
What does the sign mean?
 a. We may step on the grass
 b. We can not walk on the grass
 c. We are allowed to walk on the grass
 d. We can step on the grass
3. A: Give me a piece of paper, please!
B: ...
 a. Sure, here you are
 b. No, thanks
 c. Oh, sorry
 d. I don't
- X: Mop the floor, please!
Y: Sure.
X: ...
 a. Thanks
 b. OK
 c. I'm sorry
 d. here you are

Dear Mella,
Happy birthday, may Allah always bless you.

Love,
Ketty

5. What does Ketty use the card?
 a. To congratulate
 b. To appreciate
 c. to applause
 d. to say something
6. Who is the card for?
 a. Lucky
 b. Meila
 c. Agus
 d. Selly
7. Who is the sender of the card?
 a. Sity
 b. Meky
 c. Ketty
 d. Nowy
8. G: Congratulation for your best score in the last exam.
H: ...
 a. Yes, thanks
 b. No, I do not
 c. I'm sorry
 d. OK
9. P: Get my shoes, please!
S: ...
Q: Very kind of you.
 a. OK, wait!
 b. No, thanks
 c. Oh, sorry
 d. So bad
10. "KEEP SILENT PLEASE!"
What does the sign mean?
 a. We can speak loudly
 b. We may not speak up
 c. We are allowed to be crowded
 d. We can not to play

11. Sinta buys some vegetables in the market. One of them is ...
 a. Soap wash
 b. Spinach
 c. Toothpaste
 d. baby powder
12. "NO MAN HERE"
What does it mean?
 a. Agus can come
 b. Susi may not come
 c. Zaenab can not come
 d. Siti may come
13. "KEEP CLEAN"
What should we do?
 a. We make a bad room
 b. We sweep the room
 c. We put much rubbish
 d. We don't care about it

Announcement

To all students of SMP 1 Bangsal, every Saturday you must wear sport clothes. The students who ignore this announcement will get the sanction.

14. Students will get punishment if they ...
 a. Come late
 b. Are absent
 c. don't wear sport clothes
 d. get the highest score
15. Who the announcement for?
 a. Students of SMP 1 Bangsal
 b. Teachers of SMP 1 Bangsal
 c. Headmaster of SMP 1 Bangsal
 d. Gardener of SMP 1 Bangsal
16. What is the regulation in every Saturday?
 a. Wear batik clothes
 b. Wear cheap clothes
 c. wear scout uniform
 d. wear sport clothes
17. What is the topic of the text above?
 a. Students' sanction
 b. Students' regulation
 c. students' ignore
 d. students' clothes
18. I get some books and read them at ...
 a. Market
 b. Post office
 c. police station
 d. library
19. I go to ... to water the flowers.
 a. Garden
 b. School
 c. bus station
 d. kitchen
20. Sinta saves some fruits in ... so that get the fresh fruit all the time.
 a. Kitchen
 b. Cupboard
 c. refrigerator
 d. air conditioner

corrector = A. KHARIS-S

B=15 x 5

= 75

85

Pre-Cycle Test

Name : Selisa Nur Hafid

Number : 23

Answer the following questions by giving a cross (x) on a, b, c, or d!

1. "NO ENTRANCE"
What does the sign mean?
a. We may come in
b. We can come in
c. We are allowed to come in
 d. We are forbidden to come in
2. "DON'T STEP ON THE GRASS"
What does the sign mean?
a. We may step on the grass
b. We can not walk on the grass
 c. We are allowed to walk on the grass
d. We can step on the grass
3. A: Give me a piece of paper, please!
B: ...
 a. Sure, here you are c. Oh, sorry
b. No, thanks d. I don't
- Y: Sure.
X: Mop the floor, please!
Y: Sure.
X: ...
a. Thanks c. I'm sorry
b. OK here you are

Dear Mella,
Happy birthday, may Allah always bless you.
Love,
Ketty

5. What does Ketty use the card?
 a. To congratulate c. to applause
b. To appreciate d. to say something
6. Who is the card for?
a. Lucky c. Agus
 b. Mella d. Selly
7. Who is the sender of the card?
a. Sity Ketty
b. Meky d. Nowy
8. G: Congratulation for your best score in the last exam.
H: ...
 a. Yes, thanks c. I'm sorry
b. No, I do not d. OK
9. P: Get my shoes, please!
S: ...
Q: Very kind of you.
 a. OK, wait! c. Oh, sorry
b. No, thanks d. So bad

10. "KEEP SILENT PLEASE!"
What does the sign mean?
a. We can speak loudly
b. We may not speak up
 c. We are allowed to be crowded
d. We can not to play

11. Sinta buys some vegetables in the market. One of them is ...
a. Soap wash spinach
b. Toothpaste d. baby powder
12. "NO MAN HERE"
What does it mean?
a. Agus can come c. Zaenab can not come
b. Susi may not come Siti may come
13. "KEEP CLEAN"
What should we do?
a. We make a bad room
 b. We sweep the room
c. We put much rubbish
d. We don't care about it

Announcement
To all students of SMP 1 Bangsal, every Saturday you must wear sport clothes. The students who ignore this announcement will get the sanction.

- Students will get punishment if they ...
a. Come late don't wear sport clothes
b. Are absent d. get the highest score
15. Who the announcement for?
 a. Students of SMP 1 Bangsal
b. Teachers of SMP 1 Bangsal
c. Headmaster of SMP 1 Bangsal
d. Gardener of SMP 1 Bangsal
16. What is the regulation in every Saturday?
a. Wear batik clothes c. wear scout uniform
b. Wear cheap clothes wear sport clothes
17. What is the topic of the text above?
a. Students' sanction students' ignore
b. Students' regulation d. students' clothes
18. I get some books and read them at ...
a. Market c. police station
b. Post office library
19. I go to ... to water the flowers.
 a. Garden c. bus station
b. School d. kitchen
20. Sinta saves some fruits in ... so that get the fresh fruit all the time.
a. Kitchen refrigerator
b. Cupboard d. air conditioner

S = 3
13217 x 5 = 85
corrector = EFA P.5

LESSON PLAN (Cycle I)

School	: MTs.Raudlatut Tholibin
Class/Semester	: VII/2
Subject	: English
Material	: Simple Present Tense (verbal sentence)
Meeting	: 1
Time Allocation	: 3x40 minutes (2x meeting)

A. Competence Standard

10. Expressing the meaning in simple short functional and monologue in the form of descriptive and procedure in daily life context.

B. Basic Competence

- 10.2 Expressing the meaning in simple short monologue accurately, fluently, and acceptably in daily life context in descriptive and procedure.

C. Learning Indicators

1. Students identify the patterns of verbal sentences and the use of it.
2. Students make sentences of verbal sentences.
3. Students arrange sentences to describe people doing things using simple present.

D. Learning Aims

By the end of the learning process, students are able to:

1. identify the patterns of verbal sentences and the use of it exactly.
2. make sentences of verbal sentences appropriately.
3. arrange sentences to describe people doing things using simple present correctly.

E. Material

Simple Present Tense

The simple present tense expresses events or situations that exist always, usually, and habitually activity. It is also used for general statements of fact. It has three forms which are divided into positive (+), negative (-), and interrogative (?) forms. They are conducted on two types of sentences, one of them is verbal sentences. It can be seen as the following.

Verbal	Sentences
(+) S + V1 (s/es) + O	(+) She goes to school
(-) S + V1 (s/es) + not + O	(-) She does not go to school
(?) Do/Does + S + V1 + O?	(?) Does she go to school?
Usage	Time signal
1. Habitually. i.e: a) I study for two hours every night. b) He always eats a sandwich for lunch.	always, usually, often, sometimes, rarely, never, every.
2. General truth. i.e: a) Water consists of hydrogen and oxygen. b) The world is round	

The ways to add s/es in verb-1:

1. In the end of verb (**ch, sh, ss, x, o**) is added by “es”. i.e: watches, finishes, passes, fixes, goes.
2. In the end of verb (**y**) after consonant, the y changed “ie” and added “s”. i.e: carries, studies, cries.
3. In the end of verb (**y**) after vowel, y does not change then –s is added. i.e: plays, buys.

F. Learning Method: Cooperative learning by toothpick game

G. Learning Media

1. Toothpick
2. Sheet of picture people doing things
3. Worksheet (test)

H. Teaching and Learning Activities

- b. Introduction
 - a. Teacher greets the students and checks their attendance.
 - b. Teacher stimulates them by giving questions about simple present tense.
 - c. Main activities
 - a. Exploration (meeting 1)
 - 1) Teacher tells the material and explains it.
 - 2) Teacher gives example of using simple present tense by conducting toothpick.
 - b. Elaboration (meeting 2)
 - 1) Students are divided into groups of five and six.
 - 2) Teacher contributes picture and toothpick for each group.
 - 3) Teacher explains the rules of the game:
 - a) students have to take it in turns to make sentences about the pictures.
 - b) they make sentences and put toothpick on to the picture before, so that the point of the toothpick touches the part of the picture have to be described by them.
 - c) the next students make sentences, following the same procedure.
 - d) one of them in group as representative speak it up in front of the class which work fast and to be the winner.
 - 4) Teacher checks the students sentences.

- c. Confirmation
 - 1) Teacher asks students' impression in playing the game.
 - 2) Teacher concludes the activity and gives feedback.
 - 3) Teacher gives them test.
- d. Closing
 - a. Teacher finishes and closes the class.
 - b. Teacher says goodbye.

I. Sources


- 2. Azar, Betty Schramper. *Basic English Grammar*. America: Prentice Hall Regents. 1996.
- 3. Azar, Betty Schramper. *Understanding and Using English Grammar*. America: Prentice Hall Regents. 1989. Ed.2
- 4. Mukarto, dkk. *English on Sky 1 for Junior High School Students Year VII Berdasarkan Standar Isi 2006*. Jakarta: Erlangga. 2007.
- 5. Zaida, Nur. *Bright an English Course for Junior High School Students Berdasarkan Kurikulum 2013*. Jakarta: Erlangga. 2013.

J. Assessment

- 6. Form : Written test.
- 7. Technique : Multiple choices.
- 8. Aspect : Accuracy.
- 9. Scoring Guidance :
 - d. Test item : 25
 - e. Maximum score: 4
 - f. Total score : $25 \times 4 = 100$
- 10. Scoring :
 - c. Every correct answer gets score 4.
 - d. Every wrong answer gets score 0.


Pati, 7 Februari 2016

English Teacher



Minanurrohman, S.Pd
NIP.-

Researcher



Laili Nurin Nafi'ah
NIM. 123411017

Approved by,

Headmaster of M.Ts. Raudlatut Tholibin



H. Nur Hafidh, S.Pd.I

KISI-KISI PENULISAN SOAL (Cycle I)

Sekolah : M.Ts. Raudlatut Tholibin
 Mata Pelajaran : Bahasa Inggris
 Kelas / Semester : VII / 2
 Materi : Simple Present Tense (Verbal Sentences)
 Bentuk Soal : Pilihan Ganda

No Urut	Standar Kompetensi	Kompetensi Dasar	Sub Materi	Indikator Soal	No. Soal
1	Mengungkapkan makna dalam teks lisan fungsional dan monolog pendek sangat sederhana berbentuk <i>descriptive</i> dan <i>procedure</i> untuk berinteraksi dengan lingkungan terdekat	Mengungkapkan makna dalam monolog pendek sangat sederhana dengan menggunakan ragam bahasa lisan secara akurat, lancar dan berterima untuk berinteraksi dengan lingkungan terdekat dalam teks berbentuk <i>descriptive</i> dan <i>procedure</i>	1. Penambahan s/es pada kata kerja 2. Penggunaan kata kerja tanpa s/es 3. Penggunaan kata bantu <i>do, does</i> dalam bentuk negatif dan pertanyaan 4. Penerapan <i>subject</i> berdasarkan kata kerjanya	1. Siswa menggunakan tambahan s/es pada kata kerja sesuai dengan <i>subjectnya</i> . 2. Siswa menentukan kata kerja tanpa s/es yang sesuai dengan <i>subjectnya</i> . 3. Siswa menerapkan kata bantu <i>do, does</i> dalam kalimat negatif dan pertanyaan. 4. Siswa menentukan <i>subject</i> sesuai dengan kata kerjanya.	1, 3, 6, 9, 12, 13, 16, 19, 20, 22 2, 7, 10, 15, 17, 24 8, 11, 14, 18, 21, 23, 25 4, 5

ANALISIS HASIL EVALUASI

MATA PELAJARAN : BAHASA INGGRIS
 MATERI : SIMPLE PRESENT TENSE (VERBAL SENTENCES)
 KELAS/SEMESTER : VII D / 2
 SATUAN PENDIDIKAN : MTs. RAUDLATUT THOLIBIN
 JUMLAH SOAL : 25 BUTIR
 JUMLAH PESERTA : 26 SISWA

TANGGAL EVALUASI : 15 FEBRUARI 2016
 TAHUN PELAJARAN : 2015/2016

NO	R.C.	NAMA SISWA SKOR MAKSIMUM	SKOR YANG DIPEROLEH																									JML SKOR	KETERCA PAIAN(%)	TUNTAS	
			1	2	3	4	5	6	7	8	9	10	11	12	13	14	15	16	17	18	19	20	21	22	23	24	25			YA	TDK
1	R-1	Adellia Naili Farida	4	4	4	0	4	4	4	4	0	0	4	4	4	0	4	0	4	4	4	0	4	4	4	4	0	72	72	V	
2	R-2	Ahmad Arifin	4	4	0	0	4	4	4	0	4	0	4	4	0	4	4	4	4	0	4	4	0	0	0	4	4	64	64		V
3	R-3	Akhmad Kharis Syaifuddin	4	4	4	0	4	4	4	0	4	4	0	4	4	0	4	4	4	0	4	4	0	4	4	4	0	72	72	V	
4	R-4	Alda Karisa Pradani	4	4	4	4	4	4	4	0	4	4	4	4	4	4	0	4	4	0	4	4	4	4	4	4	4	88	88	V	
5	R-5	Ali Mudhofar																									0	0			
6	R-6	Anis Fauziah	0	4	4	4	4	4	4	4	0	4	0	4	0	4	4	4	4	4	4	4	4	4	4	4	0	76	76	V	
7	R-7	Ayu Nurjanah Fariska	4	4	4	4	4	4	0	4	4	4	0	4	0	4	0	4	4	4	4	0	0	4	4	4	0	72	72	V	
8	R-8	Desy Fitrianiingsih	4	4	4	4	4	4	0	4	4	4	4	0	0	4	4	4	4	4	0	4	4	4	4	0	76	76	V		
9	R-9	Dian Ayu Lestari	4	4	0	4	4	4	4	0	4	4	4	4	0	4	0	4	0	4	4	4	4	4	4	4	0	76	76	V	
10	R-10	Eka Puji Setiawan	4	0	4	4	4	4	0	4	4	4	4	0	4	0	0	0	4	4	0	0	4	0	4	4	64	64		V	
11	R-11	Erla Renita Putri	4	4	4	4	4	4	0	4	4	4	4	0	4	0	4	4	4	4	0	0	4	4	4	0	76	76	V		
12	R-12	Ifa Nurul Afidah	0	4	4	4	0	4	4	0	4	4	4	4	0	4	4	4	4	4	4	4	4	4	4	0	68	68		V	
13	R-13	Jamilatun Nisa	4	4	0	4	4	4	0	4	4	4	0	4	4	4	0	0	4	4	4	4	0	4	4	0	72	72	V		
14	R-14	Lum'Atun Nurun Ni'Mah	4	4	0	4	4	4	0	0	4	0	4	4	4	4	0	4	0	4	0	4	0	4	4	0	60	60		V	
15	R-15	M. Nawaf Haidar Ali	0	4	4	4	4	4	4	0	4	0	4	4	0	4	4	4	0	4	4	0	4	4	4	0	72	72	V		
16	R-16	Min Nanto	0	4	4	4	0	4	4	0	4	4	4	4	4	4	4	4	4	0	0	4	4	4	4	0	68	68		V	
17	R-17	Muhammad Arif Setiawan	4	4	4	4	4	4	0	4	0	4	4	4	0	4	4	4	4	4	4	4	4	4	0	4	80	80	V		
18	R-18	Muhammad Ilham Aziz	0	4	0	4	0	4	4	0	4	0	4	4	0	0	4	4	4	4	4	4	4	4	4	0	60	60		V	
19	R-19	Naninda Uswatun Khasanah	4	4	4	4	4	4	4	0	4	4	4	4	0	0	4	4	4	4	4	4	4	4	4	0	80	80	V		
20	R-20	Nur Hanimah	4	4	0	4	4	4	4	0	4	4	4	4	0	4	4	0	4	4	0	4	4	4	4	0	64	64		V	
21	R-21	Reni Indah Masitoh	4	4	0	4	4	4	0	4	0	4	4	4	4	4	0	0	4	4	0	4	4	4	4	0	76	76	V		
22	R-22	Sayful Anwar	4	4	0	4	0	4	4	0	4	4	4	0	4	4	0	4	0	4	4	0	4	4	0	4	64	64		V	
23	R-23	Setiyo Nugroho	4	0	4	4	4	4	4	0	4	4	4	4	0	0	4	0	0	4	4	0	4	4	0	4	68	68		V	
24	R-24	Subkhan Rahmana Khumaedi	4	4	4	0	4	4	4	4	4	0	4	4	4	4	0	4	0	4	4	4	4	4	4	0	76	76	V		
25	R-25	Vindi Rudi Yanti	4	4	0	4	4	0	0	4	0	4	4	4	4	0	4	0	4	0	4	4	4	4	4	0	64	64		V	
26	R-26	Wahyu Rifki Pratama	4	4	4	4	0	0	4	4	4	4	0	0	4	0	4	4	4	4	4	4	4	0	4	4	76	76	V		
27	R-27	Zenni Zakaria	4	0	4	4	0	0	4	4	4	4	4	0	0	4	4	4	4	4	4	4	4	4	0	0	68	68		V	
JUMLAH SKOR			84	92	68	88	80	96	88	40	88	60	88	88	68	48	72	56	84	64	100	68	68	92	52	80	40				
JUMLAH SKOR MAKSIMUM (IDEAL)			104	104	104	104	104	104	104	104	104	104	104	104	104	104	104	104	104	104	104	104	104	104	104	104	104	104			
KETERCAPAIAN (%)			81	88	65	85	77	92	85	38	85	58	85	85	65	46	69	54	81	62	96	65	65	88	50	77	38				

Cycle I Test

Name :

Number :

Answer the following questions by giving a cross (x) on a, b, c, or d!

1. My English class ... at 7 a.m.
a. start c. started
b. starts d. starting
2. He ... around the ground.
a. ride c. makes
b. runs d. like
3. She ... long curly hair.
a. have c. do
b. has d. does
4. What does ... do?
a. I c. He
b. You d. We
5. Do ... remember what She say?
a. she c. you
b. Nita d. he
6. He ... in Charity factory.
a. works c. work
b. get d. gets
7. She ... a students of M.Ts. Raudlatut Tholibin.
a. isn't c. don't
b. doesn't d. aren't
8. Jeremy ... a sister.
a. have c. has
b. does d. do
9. Sigit ... playing drum.
a. like c. do
b. likes d. does
10. Sue and Ann ... red shawl.
a. does c. wear
b. likes d. has
11. They ... bring anything.
a. don't c. doesn't
b. haven't d. hasn't
12. Maria ... in Jakarta with her family.
a. lives c. live
b. lift d. life
13. The cat ... in the back of the box.
a. are c. is
b. am d. do
14. I ... eat sandwich any more.
a. don't c. does
b. do d. doesn't
15. Usually, Tom ... something for dinner.
a. make c. like
b. makes d. likes
16. She ... up at 5 a.m. every morning.
a. sleep c. eats
b. wakes d. sit
17. The dog always ... when someone strange goes to him.
a. fall c. cries
b. barks d. dresses
18. We ... two legs for kicking the ball.
a. brings c. takes
b. have d. get
19. She ... a chocolate cake in the kitchen.
a. make c. have
b. makes d. has
20. Her nose ... flat.
a. is c. am
b. are d. do
21. The pole bears ... white fur.
a. has c. have
b. is d. are
22. Siti ... English every day.
a. speak c. speaking
b. spoke d. speaks
23. He doesn't ... TV at night.
a. watch c. watches
b. watching d. watched
24. Her favourite cake ... cheese cake.
a. are c. is
b. do d. does
25. ... your little brother study at kindergarten?
a. Does c. Do
b. Is d. Are

Good Luck! ☺

$B = 22 \times 4 =$

Name : Aida Kartika Pradani

Number : A

88

Answer the following questions by giving a cross (x) on a, b, c, or d!

1. My English class ... at 7 a.m.
a. start c. have
 starts d. has
2. They ... around the ground.
a. walks c. make
 walk d. makes
3. She is happy, she ... her long curly hair.
a. love c. make
 loves d. makes
4. What does ... do?
a. i he
b. you d. we
5. Do ... remember what she say?
a. she you
b. Nita d. he
6. He ... in Charity factory.
 works c. work
b. worked d. working
7. They ... at M.Ts. Raudlatut Tholibin.
 study c. buy
b. studies d. buys
8. Jeremy ... have a sister.
a. don't c. doesn't
 does d. do
9. Sigit ... playing drum.
a. like c. do
 likes d. does
10. Sue and Ann ... red shawl.
a. does wear
 likes d. has
11. They ... bring anything.
 don't c. doesn't
b. haven't d. hasn't
12. Maria ... in Jakarta with her family.
 lives c. live
b. lift d. life
13. The cat ... in the back of the box.
a. runs sleeps
b. walks d. talks
14. I ... eat sandwich any more.
 don't c. does
 do d. doesn't
15. Usually, I ... something for dinner.
 makes c. like
b. make d. likes
16. She ... up at 5 a.m. every morning.
a. sleep c. eats
 wakes d. sit
17. The dogs always ... when someone strange goes to him.
a. falls c. cries
 bark d. dresses
18. ... Nuna study at home?
 Do c. Is
b. Does d. Are
19. She ... an omelete in the kitchen.
a. make c. have
 makes d. has
20. Meti ... a letter.
 writes c. does
b. write d. do
21. ... Mitha tell about me?
 Does c. Is
b. Do d. Are
22. Siti ... English every day.
a. speak c. speaking
b. spoke speaks
23. He ... watch TV at night.
 doesn't c. don't
b. do d. does
24. My Mom and I ... a chocolate cake.
a. does bake
b. do d. bakes
25. ... your little brother study at kindergarten?
 Does c. Do
b. Is d. Are

Cycle I Test

B = 19 x 4 =

Name : ERIA DENITA PURI

Number : 11 subdoks



Answer the following questions by giving a cross (x) on a, b, c, or d!

1. My English class ... at 7 a.m.
a. start c. have
 starts d. has
2. They ... around the ground.
a. walks c. make
 walk d. makes
3. She is happy, she ... her long curly hair.
a. love c. make
 loves d. makes
4. What does ... do?
a. i he
b. you d. we
5. Do ... remember what she say?
a. she you
b. Nita d. he
6. He ... in Charity factory.
 works c. work
b. worked d. working
7. They ... at M.Ts. Raudlatut Tholibin.
 study c. buy
b. studies d. buys
8. Jeremy ... have a sister.
a. don't c. doesn't
 does d. do
9. Sigit ... playing drum.
a. like c. do
 likes d. does
10. Sue and Ann ... red shawl.
a. does wear
b. likes d. has
11. They ... bring anything.
 don't c. doesn't
b. haven't d. hasn't
12. Maria ... in Jakarta with her family.
 lives c. live
b. lift d. life
13. The cat ... in the back of the box.
a. runs sleeps
b. walks d. talks
14. I ... eat sandwich any more.
a. don't c. does
 do d. doesn't
15. Usually, I ... something for dinner.
a. makes c. like
 make d. likes
16. She ... up at 5 a.m. every morning.
 sleep c. eats
b. wakes d. sit
17. The dogs always ... when someone strange goes to him.
a. falls c. cries
 bark d. dresses
18. ... Nuna study at home?
a. Do c. Is
 Does d. Are
19. She ... an omelete in the kitchen.
a. make c. have
 makes d. has
20. Meti ... a letter.
a. writes c. does
 write d. do
21. ... Mitha tell about me?
a. Does Is
b. Do d. Are
22. Siti ... English every day.
a. speak c. speaking
b. spoke speaks
23. He ... watch TV at night.
 doesn't c. don't
b. do d. does
24. My Mom and I ... a chocolate cake.
a. does bake
b. do d. bakes
25. ... your little brother study at kindergarten?
a. Does Do
b. Is d. Are

9

Good Luck! ☺

Cycle I Test

B = 15 x 4 =

Name : Ihsan Aziz

Number : 18

60

Answer the following questions by giving a cross (x) on a, b, c, or d!

1. My English class ... at 7 a.m.
a. start have
b. starts d. has
2. They ... around the ground.
 walks c. make
 walk d. makes
3. She is happy, she ... her long curly hair.
a. love c. make
b. loves makes
4. What does ... do?
a. i he
b. you d. we
5. Do ... remember what she say?
a. she c. you
 Nita d. he
6. He ... in Charity factory.
 works c. work
b. worked d. working
7. They ... at M.Ts. Raudlatut Tholibin.
 study c. buy
b. studies d. buys
8. Jeremy ... have a sister.
a. don't c. doesn't
 does d. do
9. Sigit ... playing drum.
a. like c. do
 likes d. does
10. Sue and Ann ... red shawl.
a. does c. wear
b. likes has
11. They ... bring anything.
 don't c. doesn't
b. haven't d. hasn't
12. Maria ... in Jakarta with her family.
 lives c. live
b. lift d. life
13. The cat ... in the back of the box.
 runs c. sleeps
b. walks d. talks
14. I ... eat sandwich any more.
a. don't c. does
 do d. doesn't
15. Usually, I ... something for dinner.
 makes c. like
b. make d. likes
16. She ... up at 5 a.m. every morning.
a. sleep c. eats
 wakes d. sit
17. The dogs always ... when someone strange goes to him.
a. falls c. cries
 bark d. dresses
18. ... Nuna study at home?
a. Do c. Is
 Does d. Are
19. She ... an omelete in the kitchen.
a. make c. have
 makes d. has
20. Mgti ... a letter.
 writes c. does
b. write d. do
21. ... Mitha tell about me?
 Does c. Is
b. Do d. Are
22. Siti ... English every day.
a. speak c. speaking
b. spoke speaks
23. He ... watch TV at night.
a. doesn't c. don't
b. do does
24. My Mom and I ... a chocolate cake.
a. does c. bake
b. do bakes
25. ... your little brother study at kindergarten?
a. Does c. Do
b. Is Are

LESSON PLAN (Cycle II)

School	: MTs.Raudlatut Tholibin
Class/Semester	: VII/2
Subject	: English
Sub Material	: Simple Present Tense (nominal sentence)
Meeting	: 3
Time Allocation	: 3x40 minutes (2x meeting)

A. Competence Standard

10. Expressing the meaning in simple short functional and monologue in the form of descriptive and procedure in daily life context.

B. Basic Competence

- 10.2 Expressing the meaning in simple short monologue accurately, fluently, and acceptably in daily life context in descriptive and procedure.

C. Learning Indicators

1. Students identify the patterns of nominal sentences and the use of it.
2. Students make sentences of nominal sentences.
3. Students arrange sentences to describe particular people and thing using simple present tense.

D. Learning Aims

By the end of the learning process, students are able to:

1. identify the patterns of nominal sentences and the use of it exactly.
2. make sentences of nominal sentences appropriately.
3. arrange sentences to describe particular people and thing using simple present tense correctly.

E. Material

Simple Present Tense

The simple present tense expresses events or situations that exist always, usually, and habitually activity. It is also used for general statements of fact. It has three forms which are divided into positive (+), negative (-), and interrogative (?) forms. They are conducted on two types of sentences, one of them is nominal sentences. It can be seen as the following.

Nominal	Sentences
(+) S + is/am/are + adjective/noun/adverb	(+) She is at home
(-) S + is/am/are + not + adjective/noun/adverb	(-) She is not at home
(?) is/am/are + S + adjective/noun/adverb?	(?) Is she at home?
Usage	Time signal
1. Habitually. i.e: a) I study for two hours every night. b) He always eats a sandwich for lunch.	always, usually, often, sometimes, rarely, never, every.
2. General truth. i.e: a) He is a student of SMP Nusantara. b) The world is round	

F. Learning Method: Cooperative learning by toothpick game.

G. Learning Media

1. Toothpick
2. Sheet of picture (people and things)
3. Worksheet (test)

H. Teaching and Learning Activities

1. Introduction

- a. Teacher greets the students and checks their attendance.
- b. Teacher reviews and asks them about the previous material. It is verbal sentences of simple present tense.

2. Main activities

Meeting 1:

a. Exploration

- 1) Teacher tells the new material and explains it.
- 2) Teacher gives example of nominal sentences by conducting toothpick.

b. Elaboration

- 1) Students are divided into groups of five and six.
- 2) Teacher contributes picture and toothpick for each group.
- 3) Teacher explains the rules of the game:
 - a) students have to take it in turns to make sentences about the pictures.
 - b) they make a sentence and put a toothpick on to the picture before, so that the point of the toothpick touches the part of the picture have to be described by them.
 - c) the next students make sentences, following the same procedure.
 - d) one of them in group as representative speak it up in front of the class which work fast and to be the winner.

4) Teacher checks the students sentences.

Meeting 2:

c. Confirmation

- 1) Teacher gives them test.

3. Closing

- a. Teacher finishes and closes the class.
- b. Teacher says goodbye.

I. Sources

1. Azar, Betty Schramper. *Basic English Grammar*. America: Prentice Hall Regents. 1996.
2. Azar, Betty Schramper. *Understanding and Using English Grammar*. America: Prentice Hall Regents. 1989. Ed.2
3. Mukarto, dkk. *English on Sky 1 for Junior High School Students Year VII Berdasarkan Standar Isi 2006*. Jakarta: Erlangga. 2007.
4. Zaida, Nur. *Bright an English Course for Junior High School Students Berdasarkan Kurikulum 2013*. Jakarta: Erlangga. 2013.

J. Assessment

1. Form : Written test.
2. Technique : Multiple choices.
3. Aspect : Accuracy.
4. Scoring Guidance :
 - a. Test item : 25
 - b. Maximum score: 4
 - c. Total score : $25 \times 4 = 100$
5. Scoring :
 - a. Every correct answer gets score 4.
 - b. Every wrong answer gets score 0.

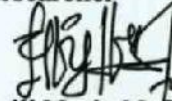
Pati, 15 Februari 2016

English Teacher



Minanurrohman, S.Pd
NIP.-


Researcher



Laili Nurin Nafi'ah
NIM. 123411017

Approved by,

Headmaster of M.Ts. Raudlatut Tholibin



H. Nur Hafidh, S.Pd.I

KISI-KISI PENULISAN SOAL (Cycle II)

Sekolah : M.Ts. Raudlatut Tholibin
 Mata Pelajaran : Bahasa Inggris
 Kelas / Semester : VII / 2
 Materi : Simple Present Tense (Nominal Sentences)
 Bentuk Soal : Pilihan Ganda

No Urut	Standar Kompetensi	Kompetensi Dasar	Sub Materi	Indikator Soal	No. Soal
1	Mengungkapkan makna dalam teks lisan fungsional dan monolog pendek sangat sederhana berbentuk <i>descriptive</i> dan <i>procedure</i> untuk berinteraksi dengan lingkungan terdekat	Mengungkapkan makna dalam monolog pendek sangat sederhana dengan menggunakan ragam bahasa lisan secara akurat, lancar dan berterima untuk berinteraksi dengan lingkungan terdekat dalam teks berbentuk <i>descriptive</i> dan <i>procedure</i>	1. Penggunaan <i>am, is, are</i> 2. Penambahan <i>s/es</i> pada kata kerja 3. Penerapan <i>subject</i>	1. Siswa dapat membedakan penggunaan <i>am, is, are</i> pada kalimat simple present tense dalam bentuk: a. Positif b. Negatif c. Pertanyaan. 2. Siswa menggunakan tambahan <i>s/es</i> pada kata kerja sesuai dengan <i>subjectnya</i> . 3. Siswa menentukan <i>subject</i> yg sesuai dengan <i>tobe</i>	2, 4, 5, 7,10, 11, 14, 18, 20, 22, 25 1,12,19 6, 9, 16 13, 21, 23, 24 3, 8, 15, 17

ANALISIS HASIL EVALUASI

MATA PELAJARAN : BAHASA INGGRIS
 KOMPETENSI : SIMPLE PRESENT TENSE (NOMINAL SENTENCES)
 KELAS/SEMESTER : VII D / 2
 SATUAN PENDIDIKAN : MTs RAUDLATUT THOLIBIN
 JUMLAH SOAL : 25 BUTIR
 JUMLAH PESERTA : 26 SISWA

TANGGAL EVALUASI : 22 FEBRUARI 2016
 TAHUN PELAJARAN : 2015/2016

NO	R.C.	NAMA SISWA	SKOR YANG DIPEROLEH																							JML SKOR	KETERCA PAIAN(%)	TUNTAS			
			1	2	3	4	5	6	7	8	9	10	11	12	13	14	15	16	17	18	19	20	21	22	23			24	25	YA	TDK
1	R-1	Adellia Nailli Farida	4	4	4	4	0	4	0	4	0	4	4	0	4	4	4	4	0	4	4	0	4	4	4	76	76	V			
2	R-2	Ahmad Arifin	4	4	4	4	0	4	4	4	4	4	4	0	0	4	4	4	0	0	4	4	0	0	4	0	68	68		V	
3	R-3	Akhmad Kharis Syaifuddin	4	4	4	4	0	4	4	4	4	4	4	4	0	4	0	4	0	4	4	4	0	4	4	0	76	76	V		
4	R-4	Alda Karisa Pradani	4	4	4	4	4	4	4	4	4	4	4	4	4	4	4	4	0	0	4	4	0	4	4	4	88	88	V		
5	R-5	Ali Mudhofar																									0	0			
6	R-6	Anis Fauziah	4	4	4	4	0	4	4	4	4	4	4	4	4	4	4	4	0	0	4	4	0	4	4	4	84	84	V		
7	R-7	Ayu Nurjanah Fariska	4	4	0	4	4	4	4	4	4	0	4	0	0	4	4	4	0	4	4	0	4	4	4	0	72	72	V		
8	R-8	Desy Fitrianiingsih	4	4	0	4	4	4	4	4	4	0	4	4	4	4	4	4	4	0	4	0	0	4	4	0	76	76	V		
9	R-9	Dian Ayu Lestari	4	4	4	4	0	4	4	4	4	0	4	0	4	4	4	4	0	0	4	4	0	4	4	4	76	76	V		
10	R-10	Eka Puji Setiawan	4	4	4	4	0	0	4	4	4	4	0	4	4	4	4	4	4	4	0	0	4	0	0	68	68		V		
11	R-11	Erla Renita Putri	4	4	4	4	4	4	4	4	4	0	4	0	4	4	4	4	0	0	4	4	0	4	4	4	76	76	V		
12	R-12	Ifa Nurul Afidah	4	4	4	4	4	4	4	4	0	0	4	0	0	4	4	4	4	0	4	4	4	4	0	0	72	72	V		
13	R-13	Jamilatun Nisa	4	4	0	4	0	4	4	4	4	0	4	4	0	4	4	0	0	4	4	4	4	4	0	0	68	68		V	
14	R-14	Lum'Atun Nurun Ni'Mah	4	4	4	4	0	4	4	0	4	4	0	4	4	0	4	0	0	0	4	4	4	4	4	0	68	68		V	
15	R-15	M. Nawaf Haidar Ali	4	4	4	4	4	0	4	0	4	4	4	0	4	4	4	4	4	0	4	4	0	4	4	0	76	76	V		
16	R-16	Min Nanto	4	4	0	4	0	4	4	4	4	4	4	0	0	4	4	4	4	4	4	4	4	0	4	0	76	76	V		
17	R-17	Muhammad Arif Setiawan	4	4	0	4	0	4	4	4	4	0	4	4	0	4	4	4	4	0	4	0	4	4	4	4	76	76	V		
18	R-18	Muhammad Ilham Aziz	0	4	4	4	0	4	4	4	4	4	4	0	0	4	4	4	4	4	4	0	4	4	4	0	76	76	V		
19	R-19	Naninda Uswatun Khasanah	4	4	0	4	4	4	4	4	4	0	0	4	4	4	4	4	4	0	4	4	4	4	4	0	80	80	V		
20	R-20	Nur Hanimah	4	4	4	4	4	4	0	4	4	4	0	4	0	0	4	4	4	4	0	4	4	0	4	4	4	76	76	V	
21	R-21	Reni Indah Masitoh	4	4	4	4	0	4	4	4	4	4	4	0	4	0	4	4	0	4	4	4	4	0	4	4	80	80	V		
22	R-22	Sayful Anwar	4	4	4	4	0	0	4	4	4	4	4	4	4	0	4	4	0	0	4	4	4	0	4	4	76	76	V		
23	R-23	Setiyo Nugroho	4	4	4	4	4	0	4	0	4	4	4	0	4	0	4	4	4	0	0	4	4	0	4	4	68	68		V	
24	R-24	Subkhan Rahmana Khumaedi	4	4	4	4	0	4	4	4	4	4	4	4	0	4	4	4	4	0	4	4	0	4	4	4	84	84	V		
25	R-25	Vindi Rudi Yanti	0	4	4	4	0	4	0	4	4	4	0	4	4	4	4	0	4	4	4	0	4	4	4	0	72	72	V		
26	R-26	Wahyu Rifki Pratama	4	4	4	4	0	4	4	4	4	4	0	4	4	0	4	4	0	4	4	0	4	4	4	0	76	76	V		
27	R-27	Zenni Zakaria	4	4	4	4	0	4	0	4	4	4	4	4	0	4	4	4	0	4	4	4	4	4	0	0	76	76	V		
JUMLAH SKOR			96	104	80	104	36	88	88	92	100	100	52	92	64	44	100	96	92	48	40	100	76	56	88	88	36				
JUMLAH SKOR MAKSIMUM (IDEAL)			104	104	104	104	104	104	104	104	104	104	104	104	104	104	104	104	104	104	104	104	104	104	104	104	104				
KETERCAPIAN (%)			92	100	77	100	35	85	85	88	96	96	50	88	62	42	96	92	88	46	38	96	73	54	85	85	35				

Cycle II Test

Name :

Number :

Answer the following questions by giving a cross (x) on a, b, c, or d!

1. They ... go to the movie.
a. don't c. wasn't
b. doesn't d. isn't
2. Susan always ... up at 4 a.m.
a. ride c. sleeps
b. wakes d. like
3. I ... big eyes.
a. are c. do
b. have d. am
4. Every morning, the weather ... cloudy.
a. are c. rises
b. is d. take
5. Tommy ... wear the unreal blue straight hair.
a. don't c. wasn't
b. doesn't d. hasn't
6. ... they drink a cup of tea with dinner?
a. Has c. Does
b. Have d. Do
7. Sometimes, Bob ... at his grandmother's home.
a. stayed c. stay
b. staying d. stays
8. Justin ... late to the class.
a. coming c. stays
b. comes d. stay
9. Does he ... to the music?
a. do c. listen
b. listens d. does
10. Tukul Arwana ... a handsome actor.
a. do c. is
b. does d. are
11. My father ... have nephews.
a. don't c. is
b. doesn't d. isn't
12. Mrs. March ... English in my school.
a. teaches c. works
b. teach d. work
13. My sister ... cook omelete for lunch.
a. do c. don't
b. does d. doesn't
14. Jack and friends ... the homework together.
a. is c. does
b. are d. do
15. Prilly ... an attractive student in this class.
a. am c. is
b. are d. do
16. Does Avril ... pink lips?
a. has c. have
b. does d. do
17. My uncle visits to our house and ... the cute bear for me.
a. take c. bring
b. takes d. brings
18. We always ... snack in refrigerator.
a. save c. close
b. take d. eat
19. My friends often ... to the beach.
a. Has c. goes
b. Have d. go



Answer the questions number 20-25 based on the picture!

20. His name ... Lea.
a. Is
b. Am
c. Are
d. Does

21. He has ... ears.
a. Long c. big
b. Small d. short
22. His hair is ...
a. straight c. curly
b. wave d. long
23. He ... blue shoes.
a. does c. do
b. wear d. wears
24. He ... black round nose.
a. has c. having
b. have d. had
25. His body ... short.
a. am c. are
b. is d. do

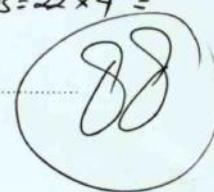
Good Luck! ☺

Cycle II Test

Name : Aida Karisa Fadani

Number : 4

$B = 22 \times 9 =$



Answer the following questions by giving a cross (x) on a, b, c, or d!

1. They ... students of SMK Pahlawan.
 are not c. was not
 b. is not d. do not
2. My name ... Siti Aprilia Jones.
 a. are c. am
 is d. do
3. ... is a charming girl.
 a. he c. they
 she d. I
4. Every morning, the weather ... cloudy.
 a. are c. do
 is d. am
5. Tommy and his sister ... clever.
 a. is c. am
 are d. has
6. ... she our English teacher?
 a. Do c. Am
 b. Have Is
7. Bob's house ... big.
 a. am c. do
 b. are is
8. ... am a book seller.
 a. she c. Susi
 I d. we
9. ... they the riders?
 a. is are
 b. do d. am
10. Tukul Arwana ... a handsome actor.
 a. do is
 b. does d. are
11. My father ... the best man.
 is c. does
 b. do d. are
12. Mrs. March ... my English teacher, but she is my Arabic teacher.
 is not c. are
 b. is d. are not
13. The robot ... two arms.
 a. do c. have
 b. does has
14. Jack and friends ... the reporter of Cek TV.
 a. is c. does
 are d. do
15. ... is an attractive student in this class.
 a. They Prilly
 b. I d. We
16. ... Avril a famous singer?
 a. are is
 b. does d. do
17. ... is the youngest teacher in my school.
 a. I my sister
 b. They d. we
18. Our face ... round.
 a. are c. is
 b. am has
19. His brothers ... ugly, they are handsome.
 a. am not is not
 b. was not d. are not

Answer the questions number 20-25 based on the picture!



20. His name ... Lea.

- is
- b. am
- c. are
- d. does

21. He ... small ears.
 a. have c. do
 has d. does
22. His hair ... curly
 are c. is
 b. have d. has
23. He ... blue shoes.
 a. does c. do
 b. wear wears
24. He ... black round nose.
 has c. having
 b. have d. had
25. His body ... short.
 a. am c. are
 is d. do

22

Good Luck! ☺

$$B = 17 \times 4 =$$

68

Name Jamilatun Nisa Cycle II Test
Ks: Vii D

Number: 13

Answer the following questions by giving a cross (x) on a, b, c, or d!

1. They ... students of SMK Pahlawan.
 a. are not c. was not
 b. is not d. do not
2. My name ... Siti Aprilia Jones.
 a. are c. am
 b. is d. do
3. ... is a charming girl.
 a. he c. they
 b. she d. I
4. Every morning, the weather ... cloudy.
 a. are c. do
 b. is d. am
5. Tommy and his sister ... clever.
 a. is c. am
 b. are d. has
6. ... she our English teacher?
 a. Do c. Am
 b. Have d. Is
7. Bob's house ... big.
 a. am c. do
 b. are d. is
8. ... am a book seller.
 a. she c. Susi
 b. I d. we
9. ... they the riders?
 a. is c. are
 b. do d. am
10. Tukul Arwana ... a handsome actor.
 a. do c. is
 b. does d. are
11. My father ... the best man.
 a. is c. does
 b. do d. are
12. Mrs. March ... my English teacher, but she is my Arabic teacher.
 a. is not c. are
 b. is d. are not
13. The robot ... two arms.
 a. do c. have
 b. does d. has
14. Jack and friends ... the reporter of Cek TV.
 a. is c. does
 b. are d. do
15. ... is an attractive student in this class.
 a. They c. Prilly
 b. I d. We
16. ... Avril a famous singer?
 a. are c. is
 b. does d. do
17. ... is the youngest teacher in my school.
 a. I c. my sister
 b. They d. we
18. Our face ... round.
 a. are c. is
 b. am d. has
19. His brothers ... ugly, they are handsome.
 a. am not c. is not
 b. was not d. are not

Answer the questions number 20-25 based on the picture!



20. His name ... Lea.

- a. is
- b. am
- c. are
- d. does

21. He ... small ears.

- a. have
- b. has
- c. do
- d. does

22. His hair ... curly

- a. are
- b. have
- c. is
- d. has

23. He ... blue shoes.

- a. does
- b. wear
- c. do
- d. wears

24. He ... black round nose.

- a. has
- b. have
- c. having
- d. had

25. His body ... short.

- a. am
- b. is
- c. are
- d. do

Cycle II Test

$B = 19 \times 4 =$

76

Name : Zeni Zakaria

Number : 27

Answer the following questions by giving a cross (x) on a, b, c, or d!

1. They ... students of SMK Pahlawan.
 are not c. was not
 b. is not d. do not
2. My name ... Siti Aprilia Jones.
 a. are c. am
 is d. do
3. ... is a charming girl.
 a. he c. they
 she d. I
4. Every morning, the weather ... cloudy.
 a. are c. do
 is d. am
5. Tommy and his sister ... clever.
 is c. am
 b. are d. has
6. ... she our English teacher?
 a. Do c. Am
 b. Have Is
7. Bob's house ... big.
 a. am do
 b. are d. is
8. ... am a book seller.
 a. she c. Susi
 I d. we
9. ... they the riders?
 a. is are
 b. do d. am
10. Tukul Arwana ... a handsome actor.
 a. do is
 b. does d. are
11. My father ... the best man.
 is c. does
 b. do d. are
12. Mrs. March ... my English teacher, but she is my Arabic teacher.
 is not c. are
 is d. are not
13. The robot ... two arms.
 a. do c. have
 b. does has

14. Jack and friends ... the reporter of Cek TV.
 is c. does
 b. are d. do
15. ... is an attractive student in this class.
 a. They Prilly
 I d. We
16. ... Avril a famous singer?
 a. are is
 b. does d. do
17. ... is the youngest teacher in my school.
 I my sister
 b. They d. we
18. Our face ... round.
 a. are c. is
 b. am has
19. His brothers ... ugly, they are handsome.
 a. am not c. is not
 b. was not are not

Answer the questions number 20-25 based on the picture!



20. His name ... Lea.
 is
 b. am
 c. are
 d. does
21. He ... small ears.
 a. have c. do
 has d. does
22. His hair ... curly
 a. are is
 b. have d. has
23. He ... blue shoes.
 a. does c. do
 b. wear wears
24. He ... black round nose.
 a. has c. having
 have d. had
25. His body ... short.
 am c. are
 b. is do

Key Answer

Pre-cycle	Cycle I	Cycle II
1. B	1. B	1. A
2. A	2. B	2. B
3. D	3. B	3. B
4. C	4. C	4. B
5. B	5. C	5. B
6. C	6. A	6. D
7. B	7. A	7. D
8. D	8. C	8. B
9. A	9. B	9. C
10. B	10. C	10. C
11. D	11. A	11. A
12. C	12. A	12. A
13. B	13. C	13. D
14. B	14. A	14. D
15. B	15. B	15. C
16. D	16. B	16. C
17. C	17. B	17. D
18. C	18. B	18. A
19. A	19. B	19. D
20. C	20. A	20. A
21. B	21. C	21. B
22. D	22. D	22. C
23. A	23. A	23. D
24. B	24. C	24. A
25. C	25. A	25. B

Documentation Sheet

Picture 1. Pre Cycle

(teacher reviews the material by discussion)



First cycle

Picture 2. Students demonstrating toothpick game



Second cycle

Picture 3. Students demonstrating toothpick game



Curriculum Vitae

A. Identity

1. Name : Laili Nurin Nafi'ah
2. Place and Date of Birth : Pati, 31 Mei 1994
3. Gender : Female
4. Religion : Islam
5. Address : Jl. Raya Tayu-Pati Km. 03 RT 02
RW 06 Ds. Pakis Kec. Tayu Kab.
Pati 59155
6. Email : noerinlay@gmail.com
7. Handphone number : 081 225 922 931

B. Education

1. MI Raudlatut Tholibin (2000-2006)
2. MTs. Raudlatut Tholibin (2006-2009)
3. MA Raudlatut Tholibin (2009-2012)
4. UIN Walisongo (2012-now)



KEMENTERIAN AGAMA
UNIVERSITAS ISLAM NEGERI WALISONGO
FAKULTAS ILMU TARBİYAH DAN KEGURUAN

Jl. Prof. Dr. Hamka (Kampus II) Ngaliyan (024) 7601295 Fax. 7615387 Semarang 50185

Nomor : In.06.03/J4/PP.00.9/4592/2015 Semarang, 22 Oktober 2015
Lamp : -
Hal : **Penunjukan Pembimbing Skripsi**

Yth.

1. Dr. H. Raharjo, M. Ed., St
2. Sayyidatul Fadlilah, M. Pd.

Berdasarkan hasil pembahasan usulan judul penelitian jurusan Pendidikan Bahasa Inggris, maka Fakultas Ilmu Tarbiyah dan Keguruan menyetujui skripsi mahasiswa:

Nama : Laili Nurin Nafi'ah
NIM : 123411017

Judul : **Improving Students' Mastery on Simple Present Tense through Toothpick Game**

dan menunjuk:

1. Dr. H. Raharjo, M. Ed., St. sebagai Pembimbing 1,
2. Sayyidatul Fadlilah, M. Pd. sebagai Pembimbing 2.

Demikian atas kerjasamayang diberikan kami ucapkan terima kasih.

A.n. Dekan,

Sekretaris Pendidikan Bahasa Inggris



Sayyidatul Fadlilah, M. Pd

NIP. 19870908 200710 2 001

Tembusan:

1. Dekan Fakultas Ilmu Tarbiyah dan Keguruan UIN Walisongo Semarang (sebagai laporan)
2. Mahasiswa yang bersangkutan
3. Arsip



KEMENTERIAN AGAMA
UNIVERSITAS ISLAM NEGERI WALISONGO SEMARANG
FAKULTAS ILMU TARBİYAH DAN KEGURUAN

Jl. Prof. Dr. Hamka Kampus II Ngaliyan Telp.7601295 Fax. 7615987 Semarang 50185

Nomor : Un.10.3/DI/TL.00./0336/2016 Semarang, 21 Januari 2016
Lamp : Proposal
Hal : Mohon Izin Riset
A.n. : Laili Nurin Nafi'ah
NIM : 123411017

Kepada Yth. :

Kepala MTs. Raudlatut Tholibin Pakis

Di Pati

Assalamua'alaikum W.W.

Diberitahukan dengan hormat dalam rangka penulisan skripsi, bersama ini kami hadapkan mahasiswa :

Nama : Laili Nurin Nafi'ah
NIM : 123411017
Alamat : Ds. Pakis RT.02 Rw.06 Kec.Tayu Kab. Pati
Judul skripsi : Improving Students' Mastery on Simple Present Tense through Toothpick Game
Pembimbing : 1. Dr. H. Raharjo, M.Ed., St.
2. Sayyidatul Fadlilah, M.Pd.

Bahwa mahasiswa tersebut membutuhkan data-data dengan tema/judul skripsi yang sedang disusunnya, dan oleh karena itu kami mohon diberi ijin riset selama 1 bulan, pada tanggal 7 Februari 2016 sampai dengan 29 Februari 2016.

Demikian atas perhatian dan kerjasamanya disampaikan terimakasih.

Wassalamu'alaikum W.W.

An. Dekan,



Asst. Dekan Bidang Akademik

Dr. Fatah Syukur, M.Ag.
Telp. 19681212 199403 1 003



**BADAN PELAKSANA PENDIDIKAN MA'ARIF NU ARRAUDLOH
MTs. RAUDLATUT THOLIBIN
TERAKREDITASI : B**

Alamat : Jl. Raya Tayu-Pati Km. 03 Desa Pakis Kec. Tayu Kab Pati Jateng 59155 (0295) 4150582

SURAT KETERANGAN

Nomor : MTs.PIR/2/PP.00.2/ 093 / 2016

Yang bertanda tangan di bawah ini :

Nama : **H NUR HAFIDH, S.Pd.I.**
Jabatan : Kepala MTs. RAUDLATUT THOLIBIN
Alamat : Pakis Tayu Pati

Menerangkan dengan sesungguhnya bahwa :

Nama : Laili Nurin Nafi'ah
NIM : 123411017
Jurusan : Pendidikan Bahasa Inggris
Fakultas : Ilmu Tarbiyah dan Keguruan
Jenjang Program : S1 (Strata 1)

Telah melaksanakan penelitian di MTs. Raudlatut Tholibin Pakis Kec.Tayu Kab. Pati, tentang **"Improving Students' Mastery on Simple Present Tense through Toothpick Game"** di MTs Raudlatut Tholibin Pakis Pati, Tahun Pelajaran 2015/2016", yang dilaksanakan Mulai tanggal 07 Februari 2016 s/d 29 Februari 2016.

Demikian surat keterangan ini dibuat dengan sebenar-benarnya dan agar dipergunakan sebagaimana mestinya.

Tayu, 29 Februari 2016

Kepala Madrasah



H. NUR HAFIDH, S.Pd.I.



KEMENTERIAN AGAMA
UNIVERSITAS ISLAM NEGERI WALISONGO
LEMBAGA PENELITIAN DAN PENGABDIAN
KEPADA MASYARAKAT (LP2M)
 Jl. Walisongo No.3-5 Semarang 50185 telp/fax. (024) 7615923 email: lppm.walisongo@yahoo.com

PIAGAM

Nomor : Un.06.0/L.1/PP.03.06/375/2016

Lembaga Penelitian dan Pengabdian kepada Masyarakat (LP2M) Universitas Islam Negeri (UIN) Walisongo Semarang, menerangkan bahwa :

Nama : **LAILI NURIN NAFI'AH**

NIM : **123411017**

Fakultas : **ILMU TARBIYAH DAN KEGURUAN**

Telah melaksanakan kegiatan Kuliah Kerja Nyata (KKN) Reguler Angkatan ke-66 Semester Genap Tahun Akademik 2015/2016 di Kabupaten Pati, dengan nilai :

93,00 (A)

Semarang, 21 Juni 2016



Sholihan, M.Ag.
 196006041994031004